



ARCHITECTURAL MILLWORK



SUSTAINABLE DESIGN

For centuries, American hardwoods have been appreciated for their beauty, warmth, durability, and lasting value. Today's consumers are adding "green" and "sustainable" to the reasons they choose floors, cabinets, and millwork made from domestic hardwoods. Sustainability is all about meeting today's needs without compromising the needs for future generations.

MIRRORING NATURAL FORCES

In a hardwood forest, trees compete for the water and sunlight that come through the forest canopy. Koetter Woodworking carefully harvests individual trees, creating openings which allow more precipitation, sunlight and nutrients to reach the forest floor. This single-tree selection method of harvesting reduces competition and improves growing conditions. In practice for decades, this mirrors the natural process of single trees or small groups of trees perishing and falling on their own.



Sustainable

OUR COMMITMENT TO THE FUTURE

For nearly 50 years, Koetter Woodworking has been committed to the sustainability of our industry's timber base. We personally oversee every aspect of the harvest from our company timber grounds, as well as purchased standing timber, acknowledging BMP's (Best Management Practices) and all recognized harvesting and silvicultural criteria.

In U.S. forests, we grow about twice as much hardwood as we harvest each year. What's more, trees renew themselves on their own, and in great abundance! With far more hardwood growth than there is harvesting, American hardwoods are the definition of environmentally friendly, green, and sustainable – today and for generations to come.



STOCK MOULDINGS

Backbands.....	6, 8
Bar Rails	39
Base Caps.....	11-12
Bases	9-12
Brick Mould	36
Casings	2-8
Casing Blocks	14-15
Chair Rails.....	17
Crowns	23-25
Crown Backers.....	26
Crown Blocks	16
Dentil Moulds	31
Jamb Boxes	38
Jambs.....	35
Mantle Mould	31
Mulls	19
Panel Moulds.....	20
Rope Moulding	19
S4S	34
Specialty Millwork.....	28-29
Spindle Rails.....	42
Stops.....	17, 35
T-Astrigals	36
Tongue & Vee Groove	32-33
Trim Moulds	18
Window Stools	22

GISSO-COATED ULTRA-LIGHT MOULDINGS

General Information	51
Bases	44-46
Base Cap.....	44
Casings	43-44
Chair Rail	48
Crowns	47-50
Tongue & Vee Groove	50

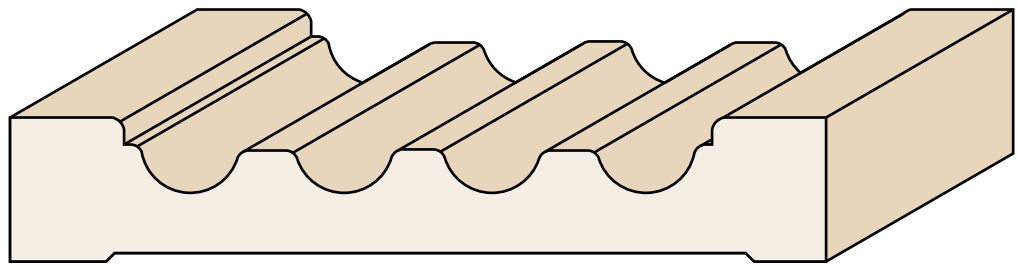
All profiles represented in this catalog are stocked in Poplar (with the exception of profiles featured in the Ultra-Light section). In addition, a large selection is stocked in finger-joint Poplar, and Red Oak; some are even available in Cherry. Please see the Koetter stock moulding price book for pricing and availability.

Additional species are available by special order, including but not limited to: Alder, Ash, Hickory, Mahogany, Hard Maple, White Oak, & Walnut. Koetter has a tooling library of over 5,000 custom profiles to meet your special requests. In addition, we have the capability of grinding custom tooling to meet the exact specifications of your individual project.

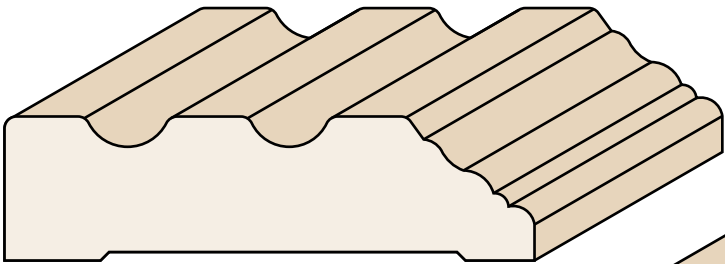


When you see the Koetter Brand Certified logo, rest assured that you are receiving products that meet our demanding guidelines for quality, consistency and repeatability. Koetter Brand Certified represents our commitment to support, practice and educate the importance of sustainable forestry management, which ensures the proper use of our woodlands for generations to come.

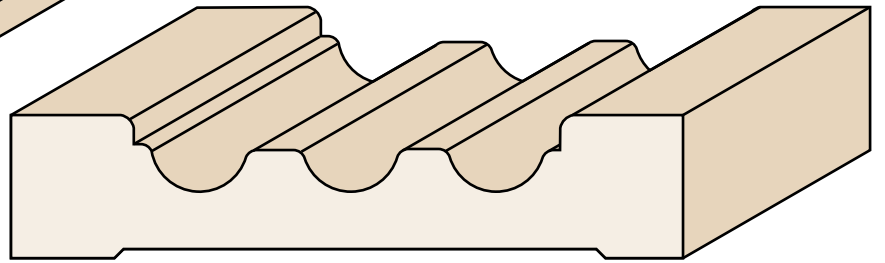
CASINGS



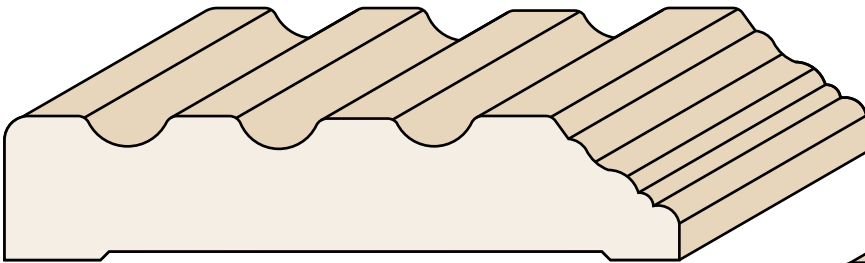
24136-RF-CA $\frac{3}{4}$ " x $4\frac{1}{4}$ "



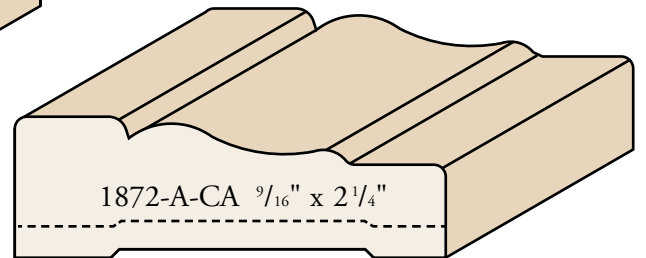
2488-F-CA $\frac{3}{4}$ " x $2\frac{3}{4}$ "



24112-RF-CA $\frac{3}{4}$ " x $3\frac{1}{2}$ "



24112-F-CA $\frac{3}{4}$ " x $3\frac{1}{2}$ "

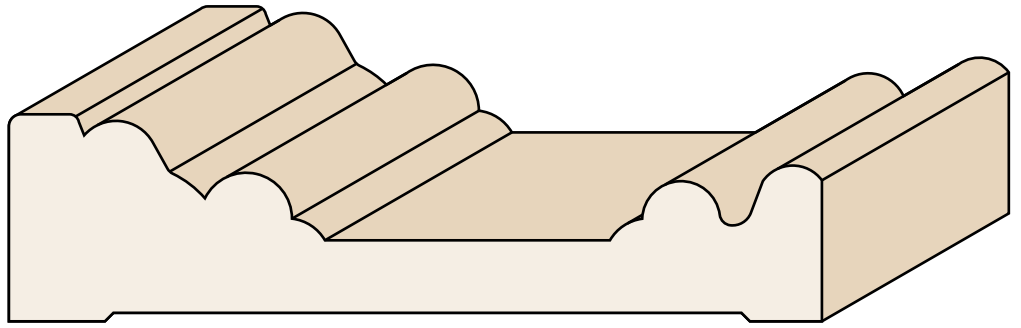


1872-A-CA $\frac{9}{16}$ " x $2\frac{1}{4}$ "

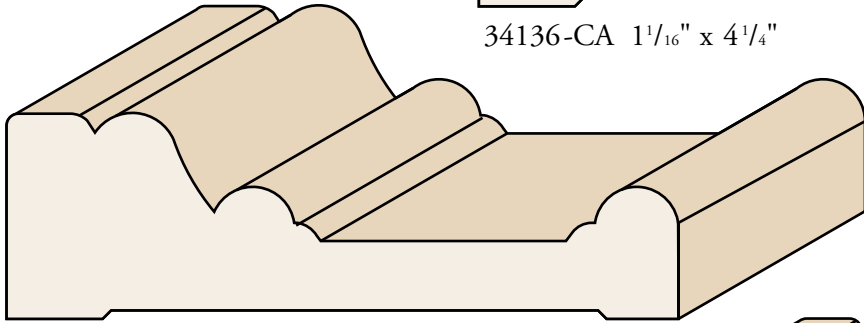
2472-A-CA $\frac{3}{4}$ " x $2\frac{1}{4}$ "



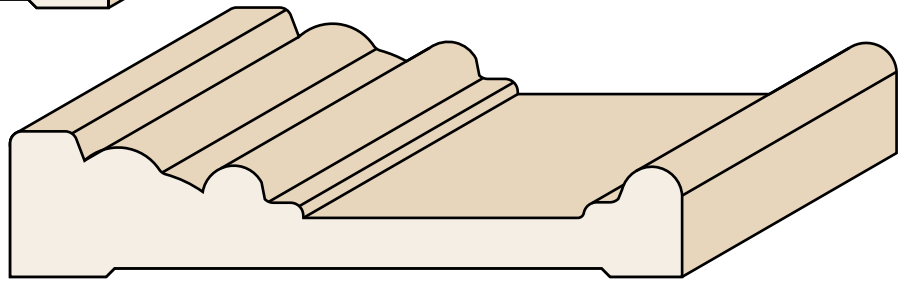
24104-R-CA $\frac{3}{4}$ " x $3\frac{1}{4}$ "




34136-CA $1\frac{1}{16}'' \times 4\frac{1}{4}''$



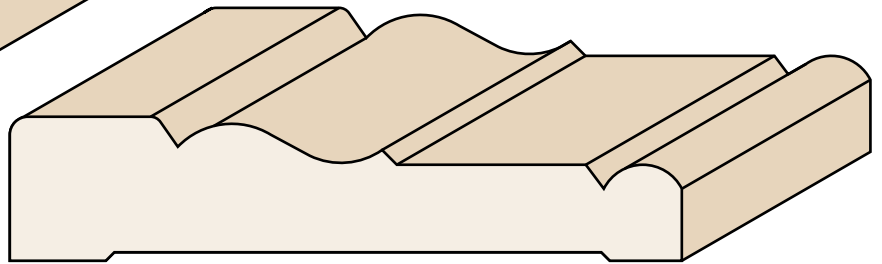
34112-H-CA $1\frac{1}{16}'' \times 3\frac{1}{2}''$



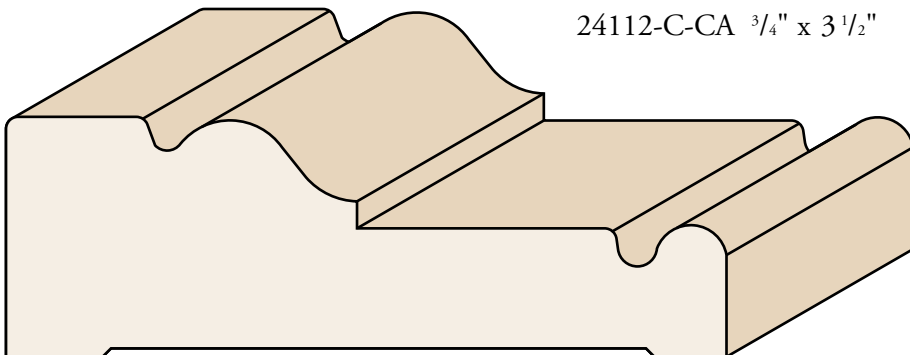
24112-CA $\frac{3}{4}'' \times 3\frac{1}{2}''$



2488-CA $\frac{3}{4}'' \times 2\frac{3}{4}''$




24112-C-CA $\frac{3}{4}'' \times 3\frac{1}{2}''$




40120-CA $1\frac{1}{4}'' \times 3\frac{3}{4}''$


CASINGS



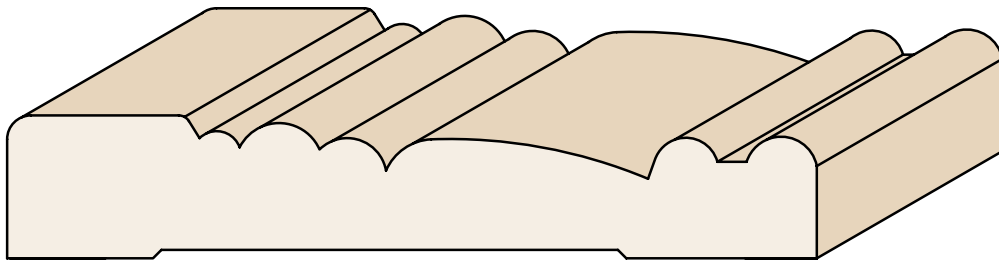
24136-RD-CA $\frac{3}{4}$ " x $4\frac{1}{4}$ "



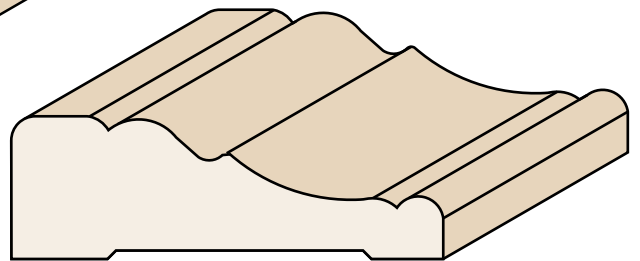
24112-RD-CA $\frac{3}{4}$ " x $3\frac{1}{2}$ "



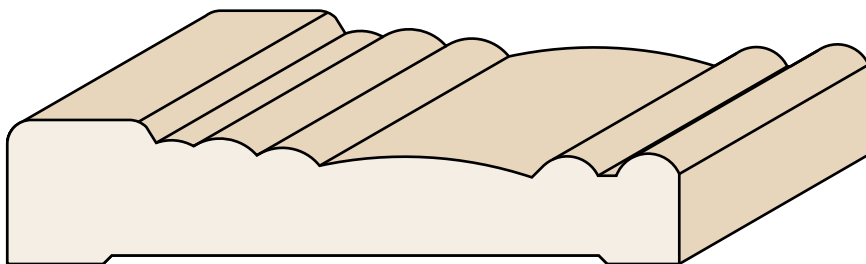
2488-RD-CA $\frac{3}{4}$ " x $2\frac{3}{4}$ "



24136-E-CA $\frac{3}{4}$ " x $4\frac{1}{4}$ "



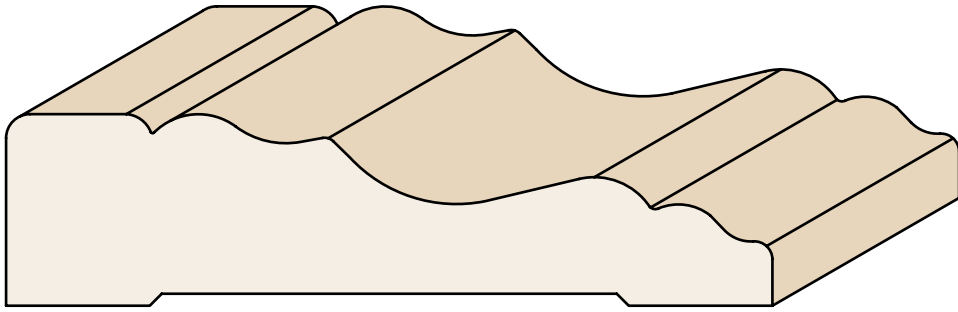
2472-B-CA $\frac{3}{4}$ " x $2\frac{1}{4}$ "



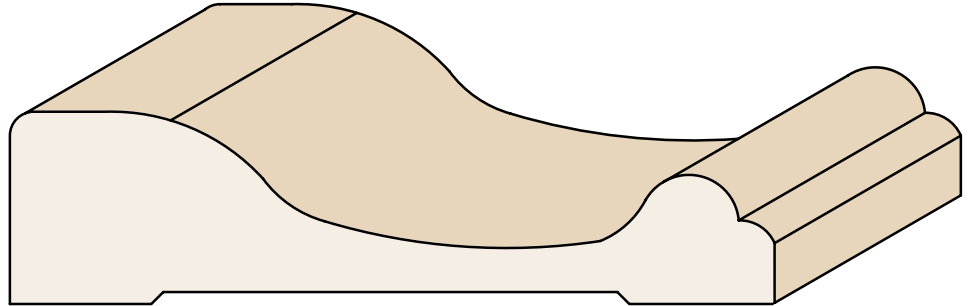
24112-E-CA $\frac{3}{4}$ " x $3\frac{1}{2}$ "



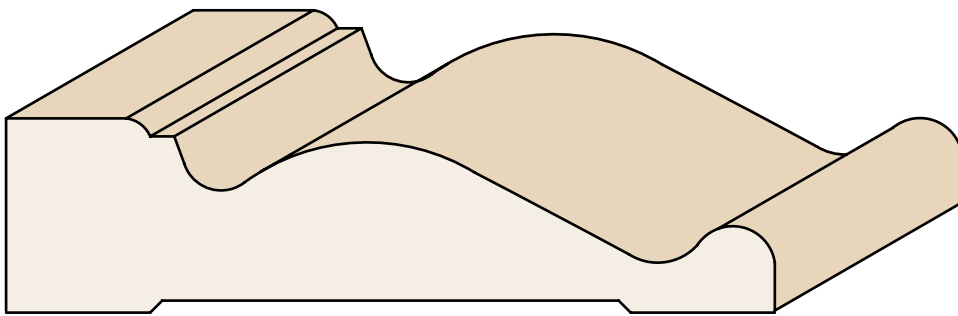
CASINGS



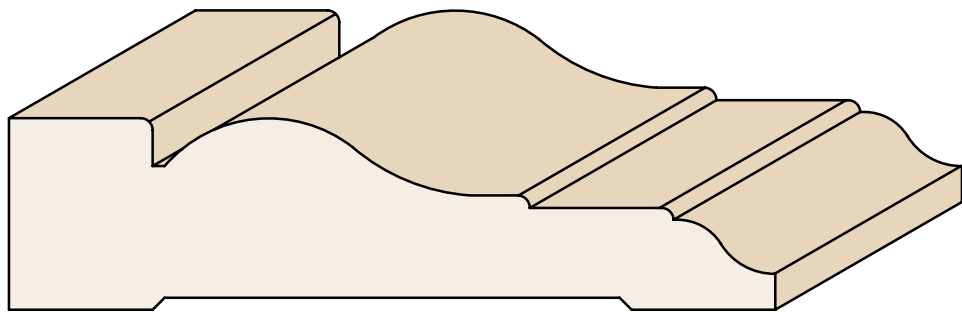
32128-J-CA 1" x 4"



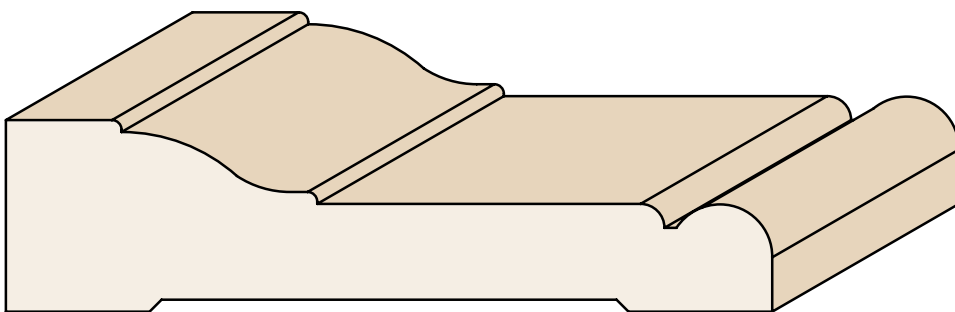
32128-K-CA 1" x 4"



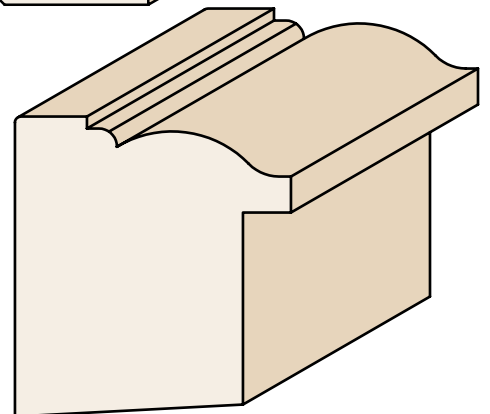
32128-G-CA 1" x 4"



32128-H-CA 1" x 4"




32128-I-CA 1" x 4"




4650-A-BB 17/16" x 19/16"
Adjustable to fit 1" or 1 1/16" casing

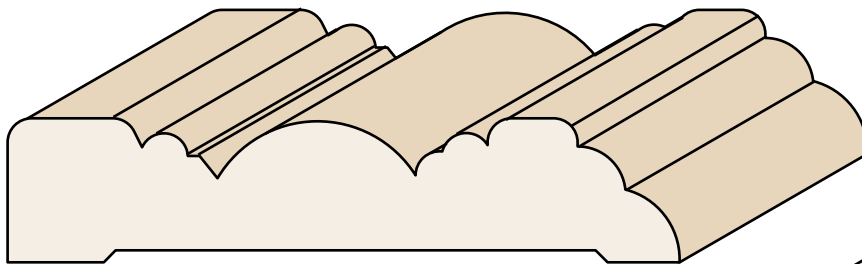
CASINGS




2488-E-CA $\frac{3}{4}$ " x $2\frac{3}{4}$ "



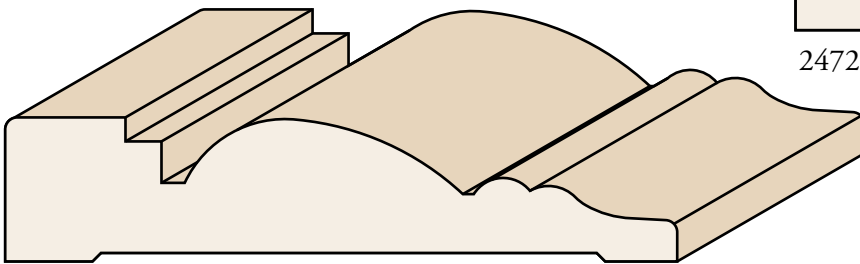
2488-B-CA $\frac{3}{4}$ " x $2\frac{3}{4}$ "



24112-B-CA $\frac{3}{4}$ " x $3\frac{1}{2}$ "



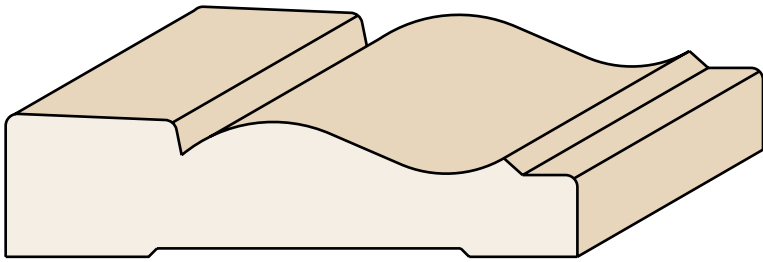
2472-MW-CA $\frac{3}{4}$ " x $2\frac{1}{4}$ "



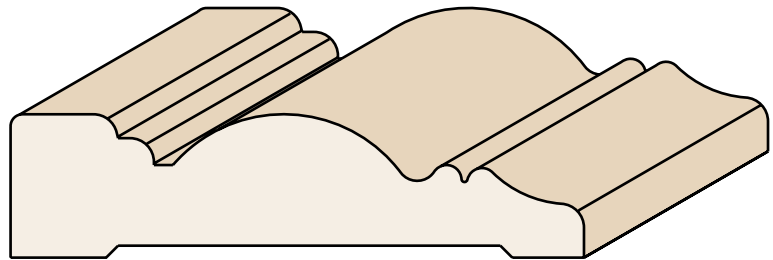
24112-P-CA $\frac{3}{4}$ " x $3\frac{1}{2}$ "



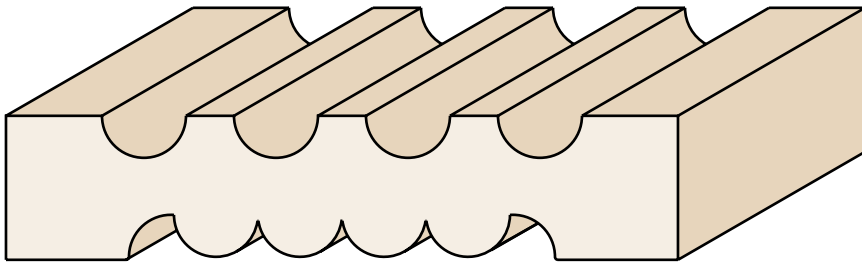
CASINGS AND BACKBANDS



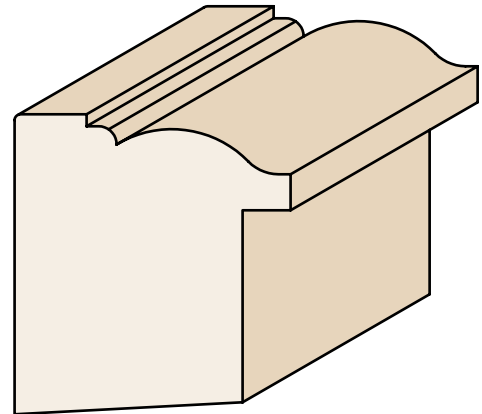
2496-Q-CA $\frac{3}{4}$ " x 3"



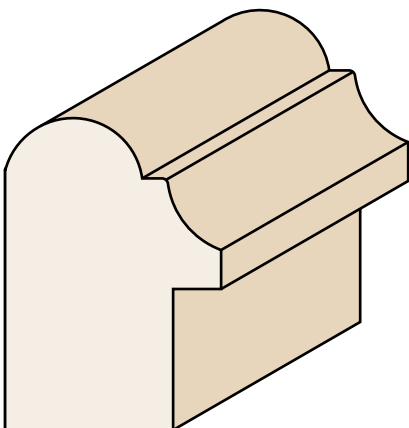
2496-P-CA $\frac{3}{4}$ " x 3"



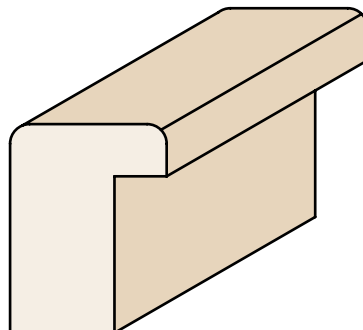
24112-RV-CA $\frac{3}{4}$ " x 3 $\frac{1}{2}$ "
Reversible



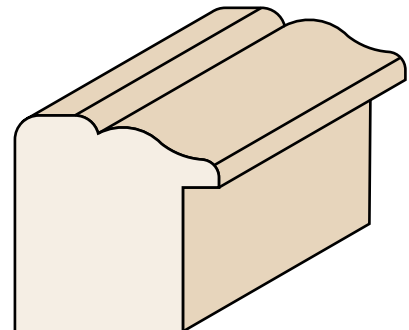
4650-A-BB $1\frac{7}{16}$ " x $1\frac{9}{16}$ "
Adjustable to fit 1" or $1\frac{1}{16}$ " casing



3652-BB $1\frac{1}{8}$ " x $1\frac{5}{8}$ "
($\frac{3}{4}$ " rabbet)



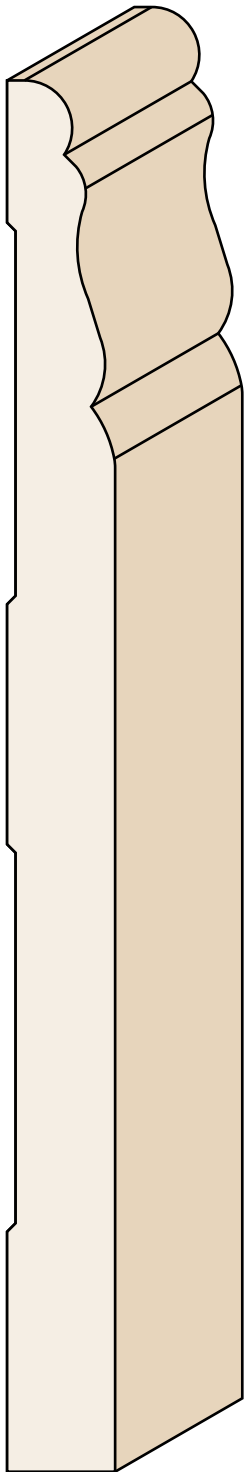
2432-EG-BB $\frac{3}{4}$ " x 1"
($\frac{3}{4}$ " rabbet)



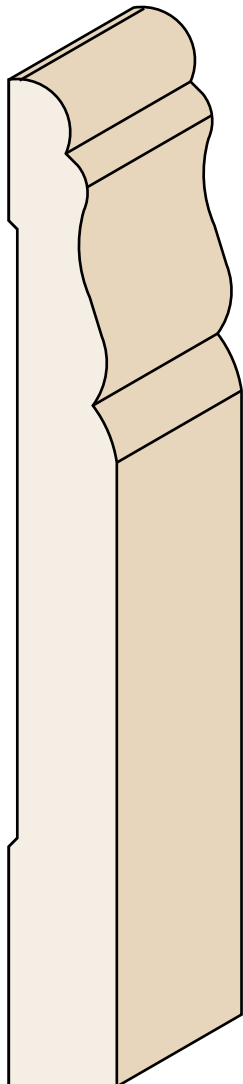
3436-BB $1\frac{1}{16}$ " x $1\frac{1}{8}$ "
($\frac{3}{4}$ " rabbet)

BASES

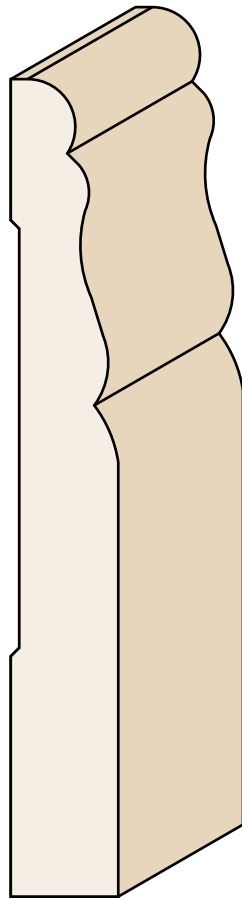
* = Skirtboard also available in this profile. See Stair Part Price Book for available species.



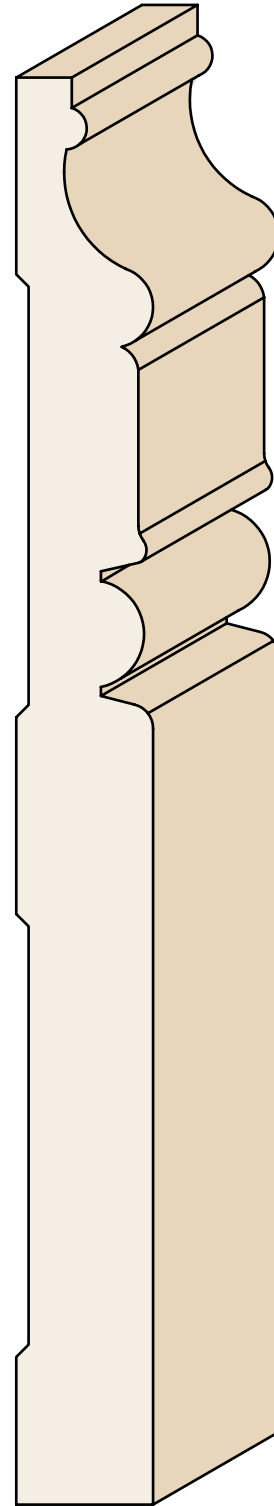
18232-B
 $\frac{9}{16}$ " x $7\frac{1}{4}$ "



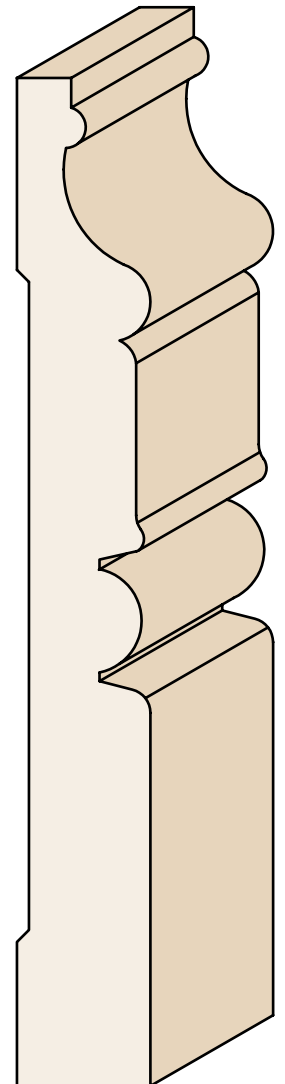
18168-B*
 $\frac{9}{16}$ " x $5\frac{1}{4}$ "



18136-B
 $\frac{9}{16}$ " x $4\frac{1}{4}$ "




22232-E-B
 $1\frac{1}{16}$ " x $7\frac{1}{4}$ "




22168-E-B*
 $1\frac{1}{16}$ " x $5\frac{1}{4}$ "

BASES


* = Skirtboard also available in this profile. See Stair Part Price Book for available species.




18136-R-B
 $\frac{9}{16}$ " x $4\frac{1}{4}$ "




18168-OG-B*
 $\frac{9}{16}$ " x $5\frac{1}{4}$ "



18136-OG-B
 $\frac{9}{16}$ " x $4\frac{1}{4}$ "

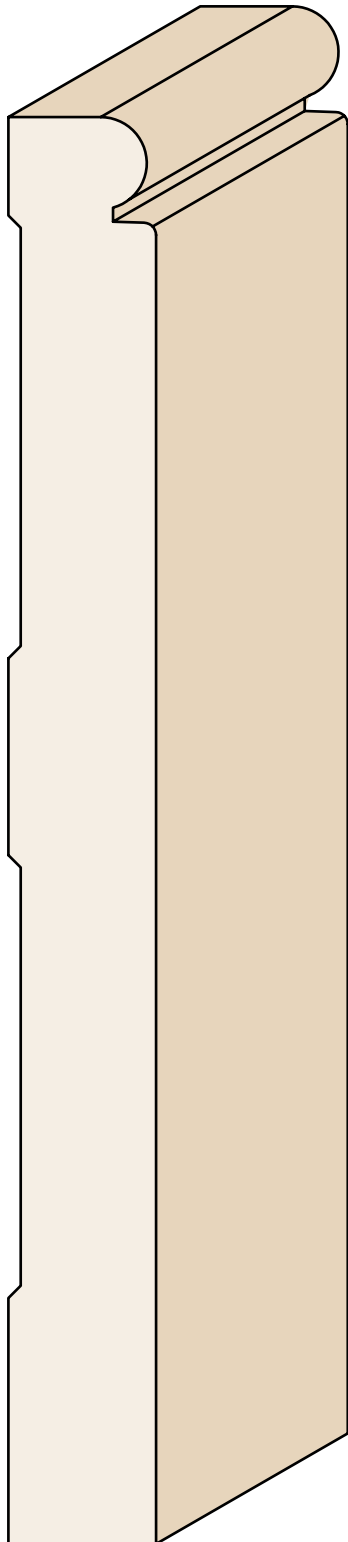


18104-OG-B
 $\frac{9}{16}$ " x $3\frac{1}{4}$ "




16104-B
 $\frac{1}{2}$ " x $3\frac{1}{4}$ "

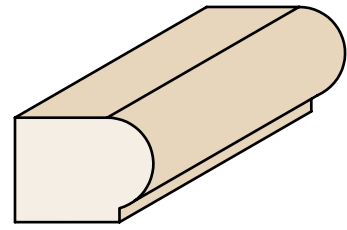
BASES AND BASE CAPS



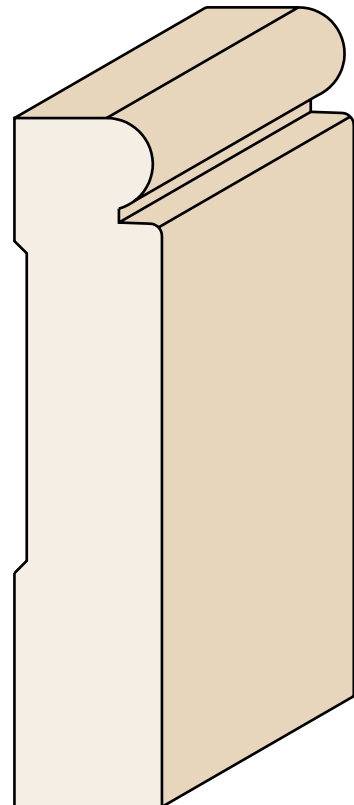
24232-BD-B
 $\frac{3}{4}$ " x $7\frac{1}{4}$ "



24168-BD-B
 $\frac{3}{4}$ " x $5\frac{1}{4}$ "




1723-BD-BC $\frac{17}{32}$ " x $\frac{23}{32}$ "




24112-BD-B
 $\frac{3}{4}$ " x $3\frac{1}{2}$ "

BASES AND BASE CAPS

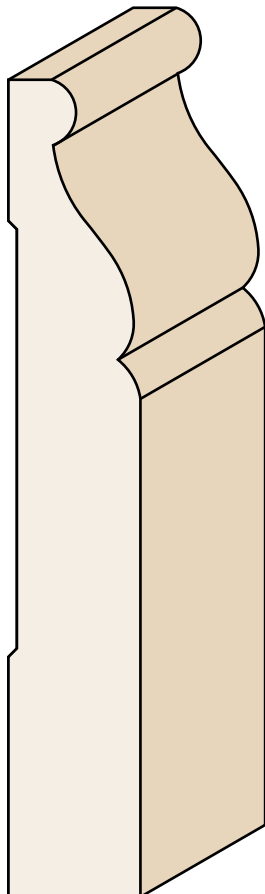
* = Skirtboard also available in this profile. See Stair Part Price Book for available species.



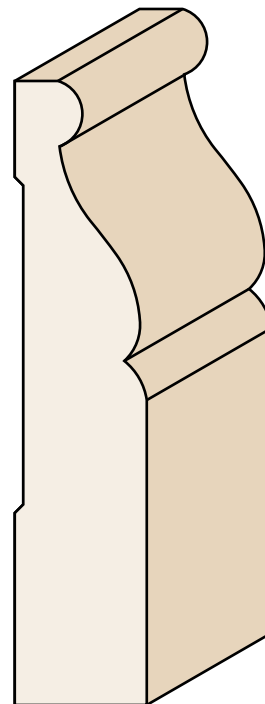
22232-CB
1 1/16" x 7 1/4"



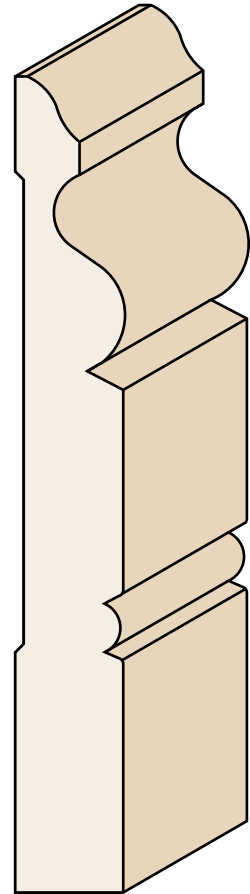
22168-CB*
1 1/16" x 5 1/4"



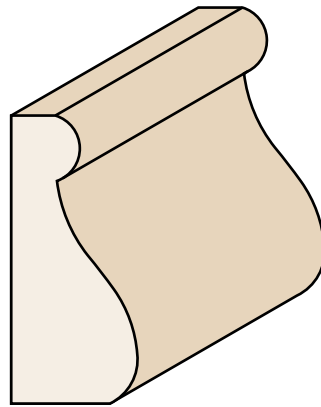
22136-CB
1 1/16" x 4 1/4"



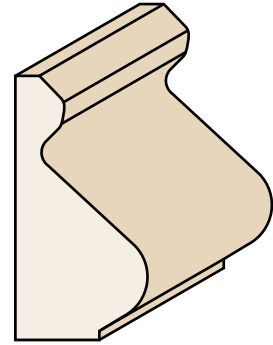
22104-CB
1 1/16" x 3 1/4"



18136-TB
9/16" x 4 1/4"





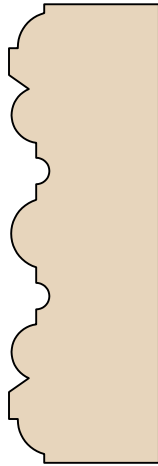
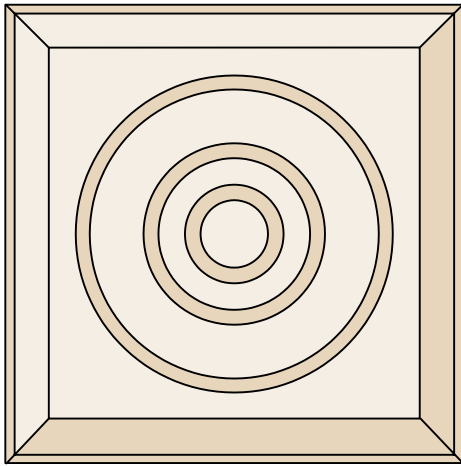
2148-CB-Cap 2 1/32" x 1 1/2"



2244-B-Cap 1 1/16" x 1 3/8"




BLOCKS




Circle Casing Block

Casing Block


See Stock Moulding Price Book
for available sizes of all blocks
shown on this page.




Inside Base Corner Block



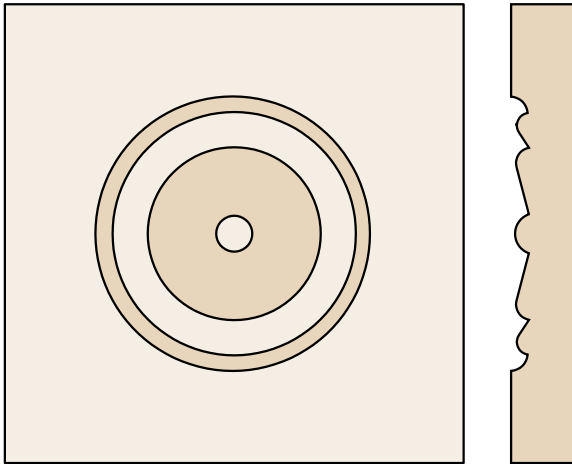
Outside Base Corner Block



Keystone



Plynth Block

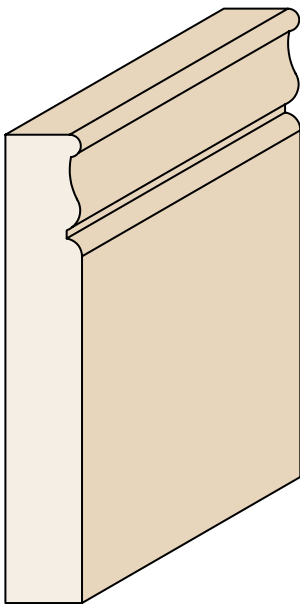


Circle Casing Block

Available in the following sizes:

24176-Q-CIR 512 $3/4$ " x $5\frac{1}{2}$ " x $5\frac{1}{2}$ "

36176-Q-CIR 512 $1\frac{1}{8}$ " x $5\frac{1}{2}$ " x $5\frac{1}{2}$ "



Plynth Block


Available in the following sizes:

34208-PL 312 $1\frac{1}{16}$ " x $6\frac{1}{2}$ "h x $3\frac{1}{2}$ "w

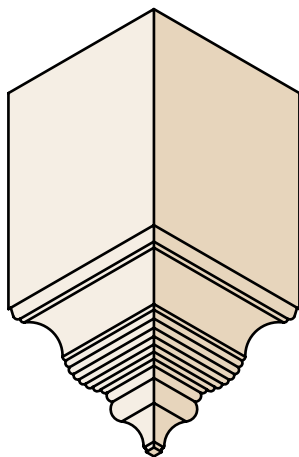
34208-PL 334 $1\frac{1}{16}$ " x $6\frac{1}{2}$ "h x $3\frac{3}{4}$ "w

34256-PL 412 $1\frac{1}{16}$ " x 8"h x $4\frac{1}{2}$ "w

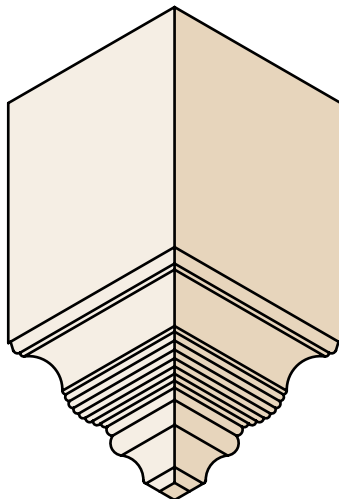
34296-PL 512 $1\frac{1}{16}$ " x $9\frac{1}{4}$ "h x $5\frac{1}{2}$ "w



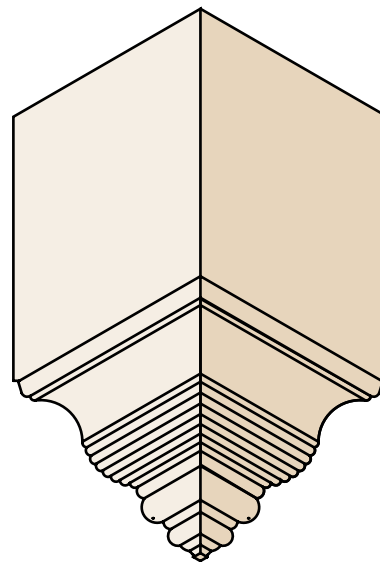
CROWN BLOCKS



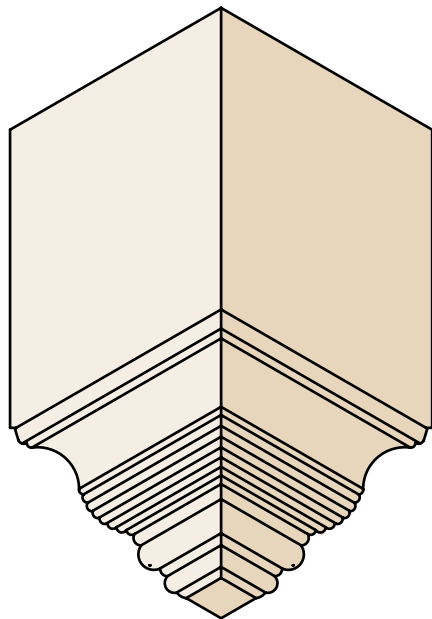
112-RD-ICB 412
3 1/2" x 3 1/2" x 4 1/2"



128-RD-ICB 5
4" x 4" x 5"



144-RD-ICB 512
4 1/2" x 4 1/2" x 5 1/2"



176-RD-ICB 612
5 1/2" x 5 1/2" x 6 1/2"

The blocks pictured are *Inside Corner Blocks*

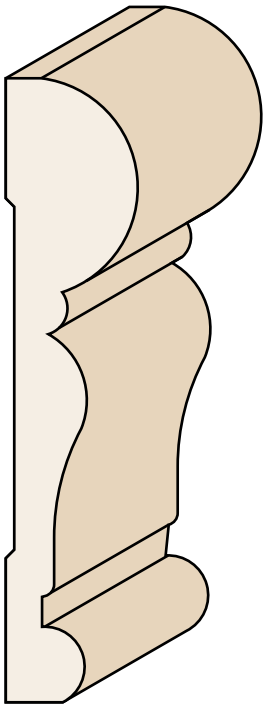
**Decorative Outside Corner Blocks
Are Also Available in the Following Sizes:**

- POP 224-RD-OCB 412 - 7" x 7" x 4 1/2"
- POP 256-RD-OCB 5 - 8" x 8" x 5"
- POP 288-RD-OCB 512 - 9" x 9" x 5 1/2"
- POP 352-RD-OCB 612 - 11" x 11" x 6 1/2"

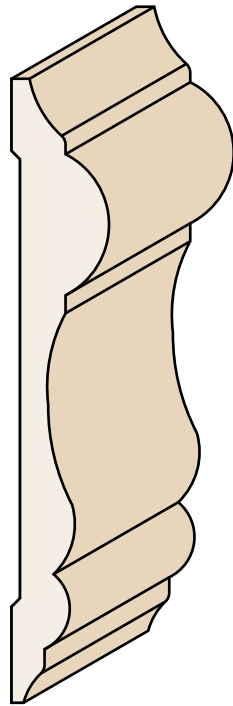
**Listed below are our stock crown profiles, and
which decorative blocks they will work with:**

3 1/2" x 3 1/2" Block		4" x 4" Block	4 1/2" x 4 1/2" Block	5 1/2" x 5 1/2" Block
2488-A-CR	CM-69	20168-B-CR	24168-QA-CR	34232-B-CR
20104-B-CR	CM-71	24168-A-CR	26192-CR	25m224-CO-CR
24104-D-CD	CM-81	24168-RD-CR	15m168-B-CR	20m232-CR
26120-D-CR	CM-87	24168-C-CR	18m192-CR	25m232-C-CR
20136-B-CR	CM-88	26168-D-CD	25m202-OG-CR	CM-86
24136-A-CR	CM-8820		26168-D-CR	CM-8801
24136-C-CR		18m136-A-CR		CM-8812
24136-RD-CR		15m168-B-CR		CM-8830
15m104-B-CR		18m168-A-CR		
15m136-B-CR		18m168-C-CR		
		CM-75	NOTE - All crown block dimensions are based on the flat section of the block, not including the applied crown mould.	
		CM-76		
		CM-82		
		CM-8810		

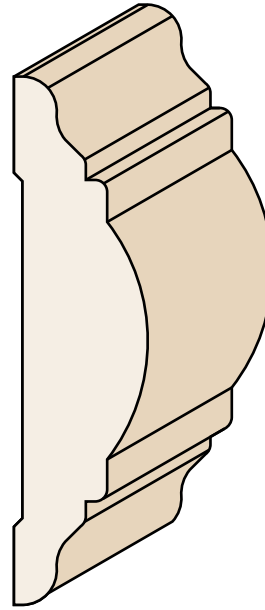
CHAIR RAILS AND STOPS



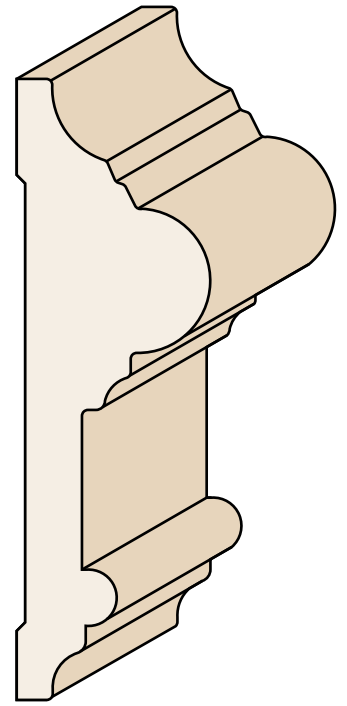
22104-CH $1\frac{1}{16}''$ x $3\frac{1}{4}''$



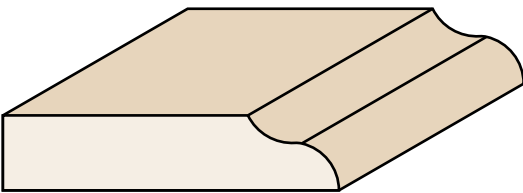
16104-CH $\frac{1}{2}''$ x $3\frac{1}{4}''$



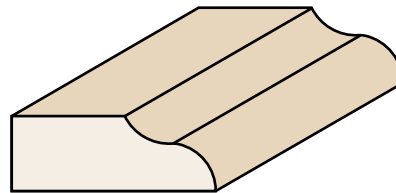
2288-CH $1\frac{1}{16}''$ x $2\frac{3}{4}''$



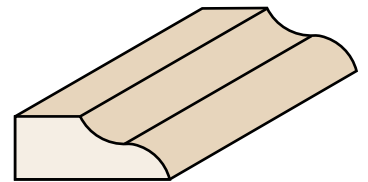
32104-CH $1''$ x $3\frac{1}{4}''$



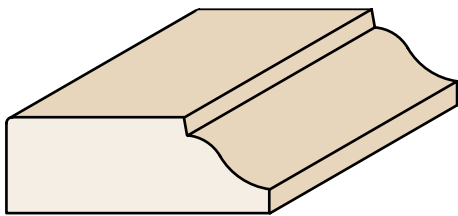
1256-Stop $\frac{3}{8}''$ x $1\frac{3}{4}''$



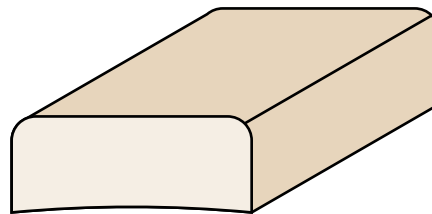
1234-Stop $\frac{3}{8}''$ x $1\frac{1}{16}''$



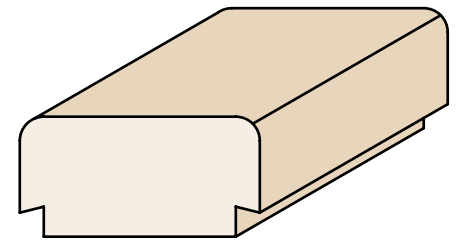
1026-Stop $\frac{5}{16}''$ x $1\frac{13}{16}''$



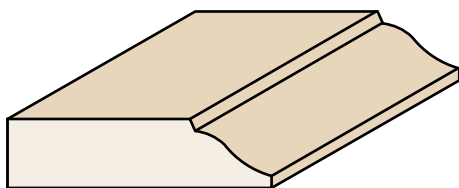
1644-KW-Stop $\frac{1}{2}''$ x $1\frac{3}{8}''$



1640-Stop $\frac{1}{2}''$ x $1\frac{1}{4}''$

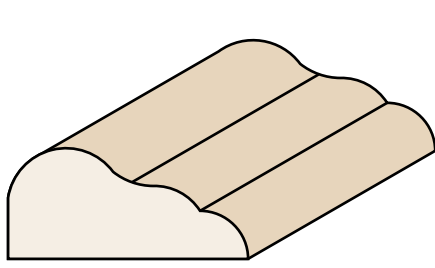


2040-Stop $\frac{5}{8}''$ x $1\frac{1}{4}''$

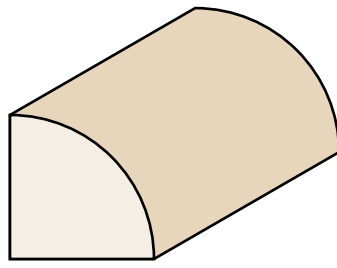


1144-Stop $1\frac{1}{32}''$ x $1\frac{3}{8}''$

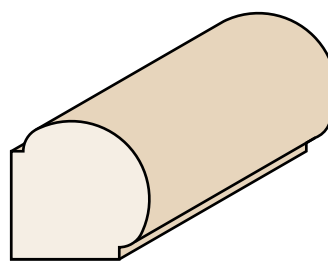
TRIM



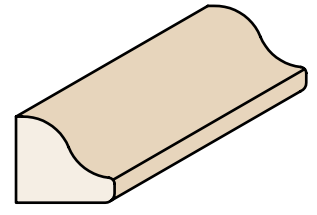
1840 $\frac{9}{16}$ " x $1\frac{1}{4}$ "



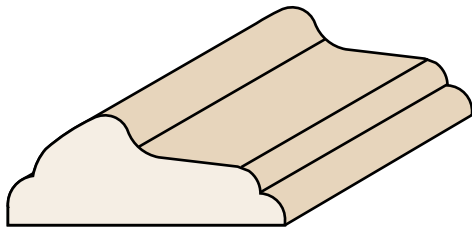
2424-Q $\frac{3}{4}$ " x $\frac{3}{4}$ "



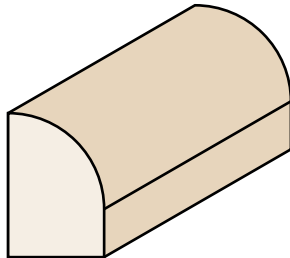
2323-Bead $\frac{23}{32}$ " x $\frac{23}{32}$ "



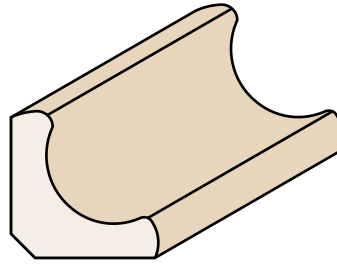
1416-GB $\frac{7}{16}$ " x $\frac{1}{2}$ "



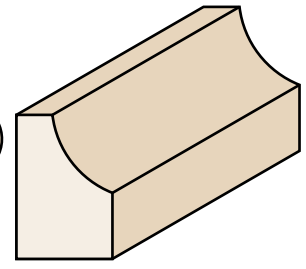
1846 $\frac{9}{16}$ " x $1\frac{7}{16}$ "



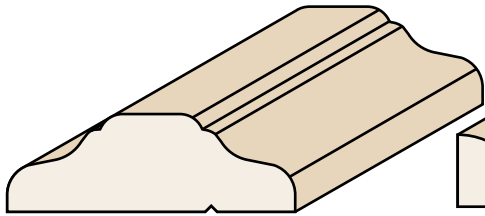
1624-A $\frac{1}{2}$ " x $\frac{3}{4}$ "



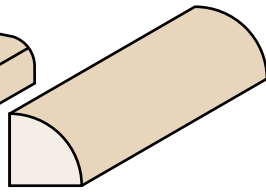
2424-I $\frac{3}{4}$ " x $\frac{3}{4}$ "



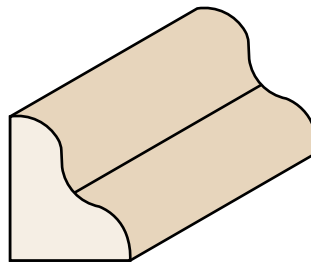
1624-C $\frac{1}{2}$ " x $\frac{3}{4}$ "



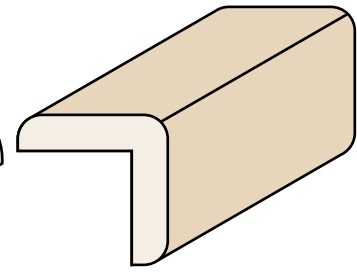
1648 $\frac{1}{2}$ " x $1\frac{1}{2}$ "



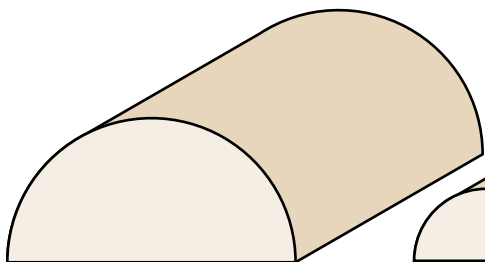
1212-Q $\frac{3}{8}$ " x $\frac{3}{8}$ "



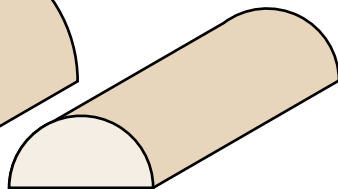
2024 $\frac{5}{8}$ " x $\frac{3}{4}$ "



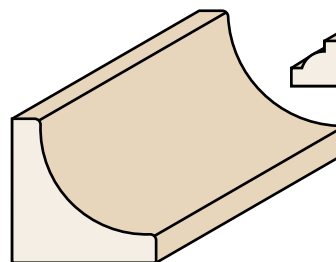
2424-O $\frac{3}{4}$ " x $\frac{3}{4}$ "



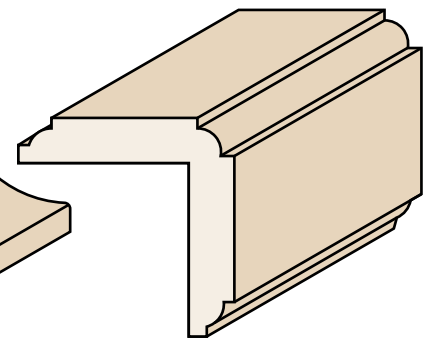
2448-HR $\frac{3}{4}$ " x $1\frac{1}{2}$ "



1224-T $\frac{3}{8}$ " x $\frac{3}{4}$ "

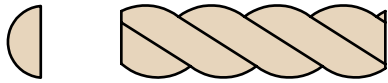


2424-C $\frac{3}{4}$ " x $\frac{3}{4}$ "

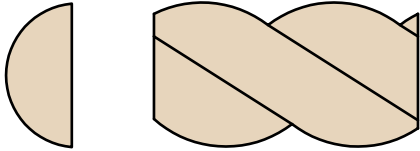


3636-O $1\frac{1}{8}$ " x $1\frac{1}{8}$ "

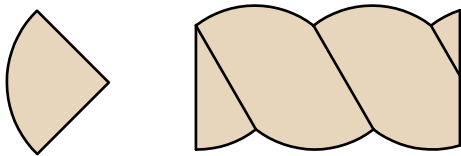
TRIM AND MULLS



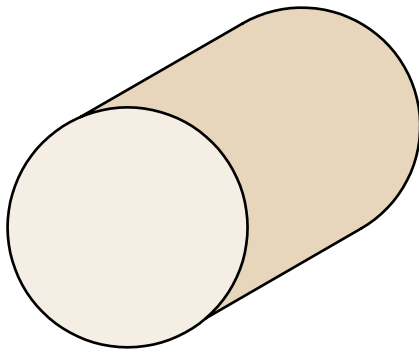
512-Rope 96 $\frac{5}{32}$ " x $\frac{3}{8}$ " x 96" Half Rope
Sold in pieces



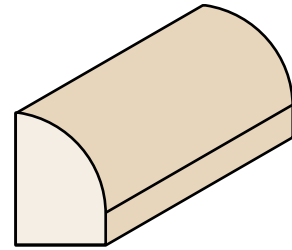
1124-Rope 96 $\frac{11}{32}$ " x $\frac{3}{4}$ " x 96" Half Rope
Sold in pieces



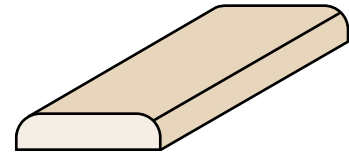
1724-Rope 96 $\frac{17}{32}$ " x $\frac{3}{4}$ " x 96" Quarter Rope
Sold in pieces




4040-ROD $1\frac{1}{4}$ " x $1\frac{1}{4}$ "



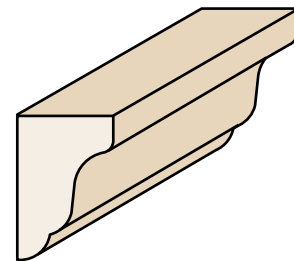
1522-SHOE $\frac{15}{32}$ " x $\frac{11}{16}$ "



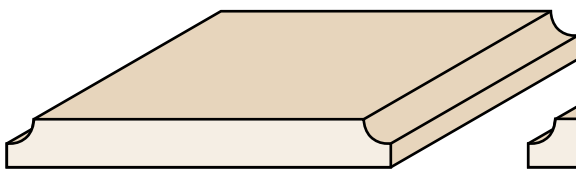
624 $\frac{3}{16}$ " x $\frac{3}{4}$ "



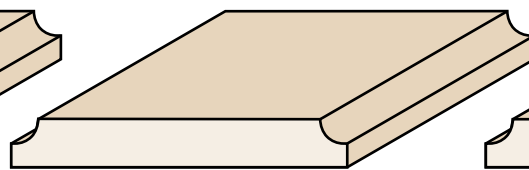
816 $\frac{1}{4}$ " x $\frac{1}{2}$ "



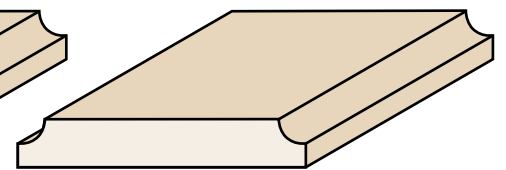
1624 $\frac{1}{2}$ " x $\frac{3}{4}$ "



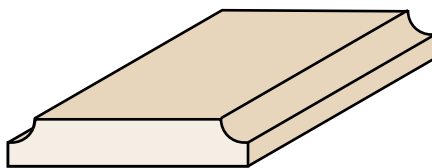
864-M $\frac{1}{4}$ " x 2"



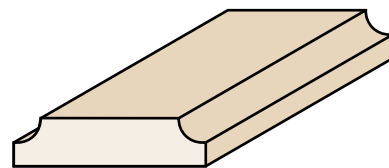
856-M $\frac{1}{4}$ " x $1\frac{3}{4}$ "



848-M $\frac{1}{4}$ " x $1\frac{1}{2}$ "

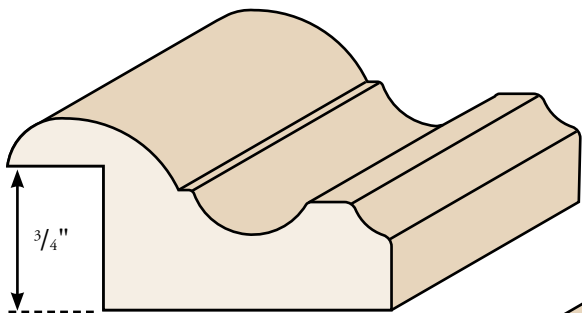


840-M $\frac{1}{4}$ " x $1\frac{1}{4}$ "

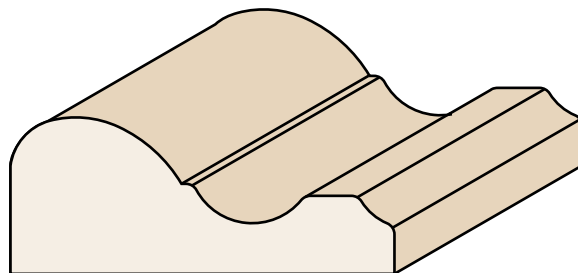


832-M $\frac{1}{4}$ " x 1"

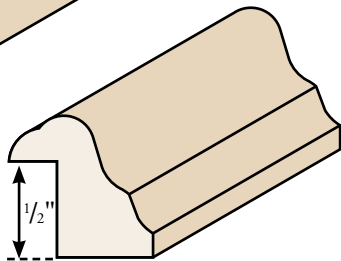
PANEL MOULDS



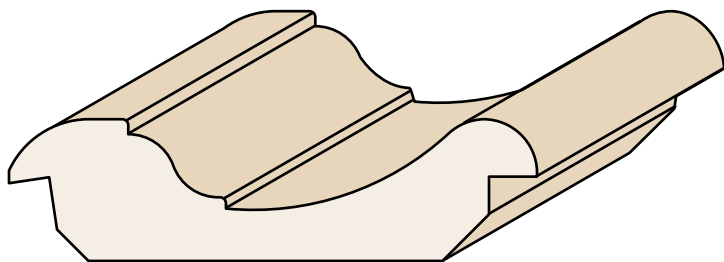
3264-PR 1" x 2"



2664-P $1\frac{3}{16}$ " x 2"

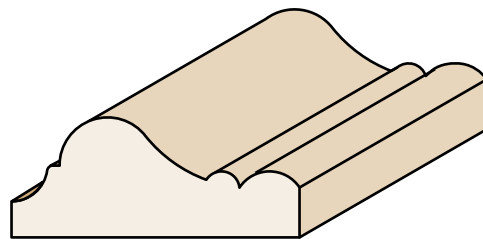


2424-R $\frac{3}{4}$ " x $\frac{3}{4}$ "

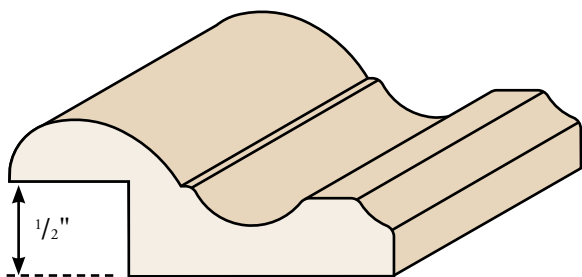


2488-KW-PR $\frac{3}{4}$ " x $2\frac{3}{4}$ "

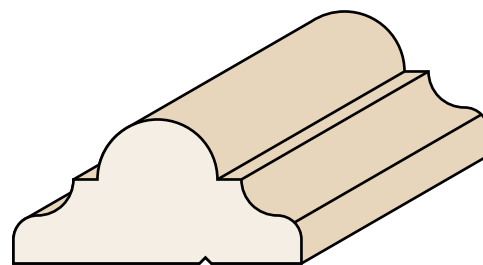
Can be positioned to accommodate a thickness of $\frac{1}{2}$ " to $\frac{3}{4}$ ".



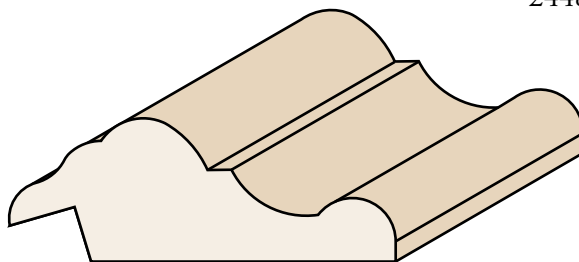
2048-KW-PM $\frac{5}{8}$ " x $1\frac{1}{2}$ "



2664-PR $1\frac{3}{16}$ " x 2"



2448-BM $\frac{3}{4}$ " x $1\frac{1}{2}$ "

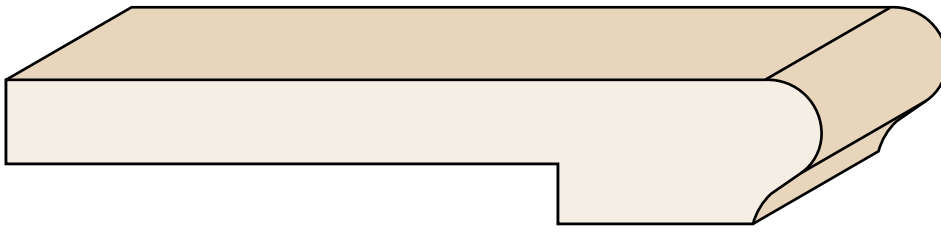


2464-PM $\frac{3}{4}$ " x 2"


Can be positioned to accommodate a thickness of $\frac{3}{16}$ " to $\frac{3}{4}$ ".



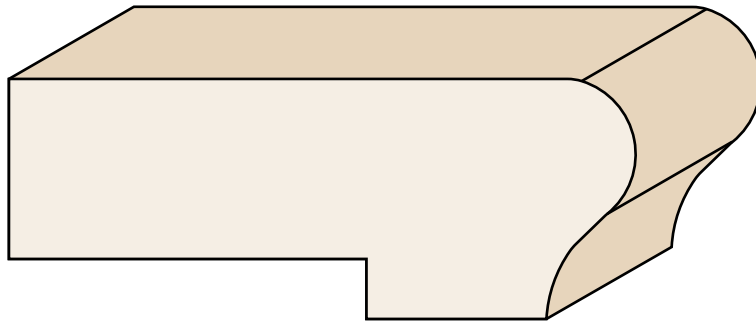
STOOLS



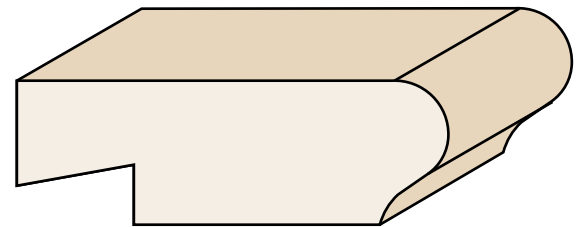
24136-Stool $\frac{3}{4}$ " x $4\frac{1}{4}$ "



2472-A-Stool $\frac{3}{4}$ " x $2\frac{1}{4}$ "



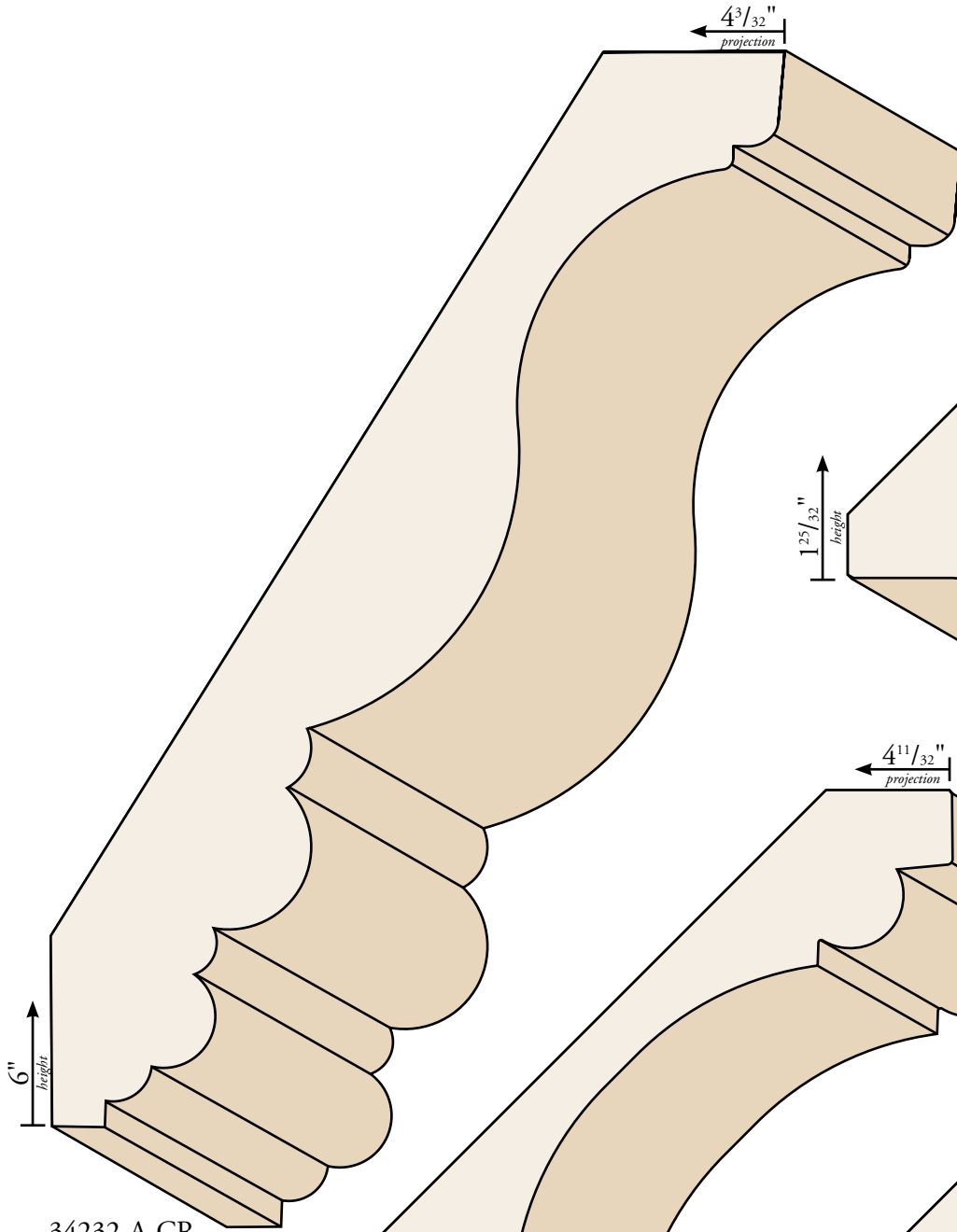
40104-Stool $1\frac{1}{4}$ " x $3\frac{1}{4}$ "



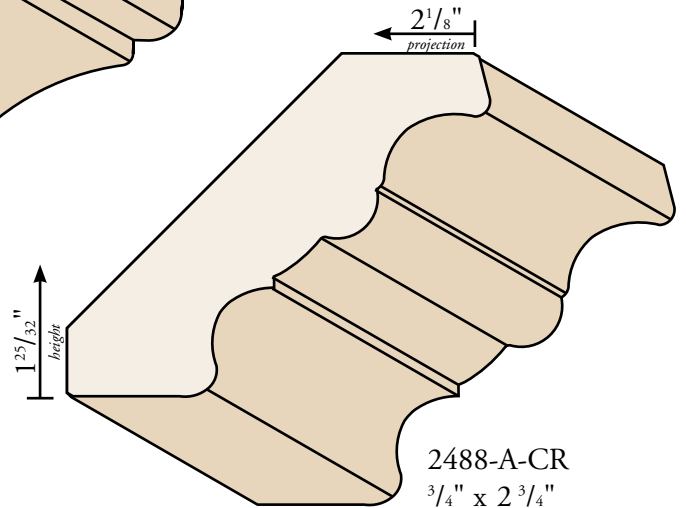
2472-Stool $\frac{3}{4}$ " x $2\frac{1}{4}$ "



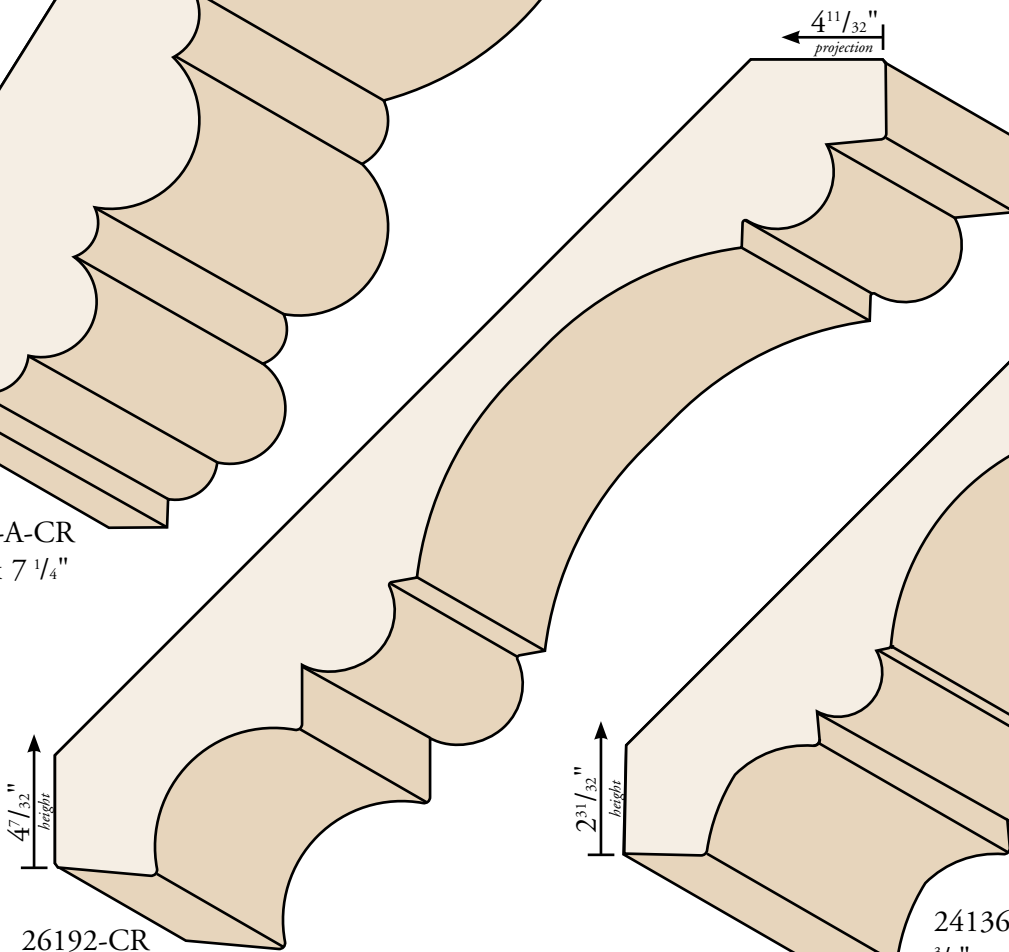
CROWNS



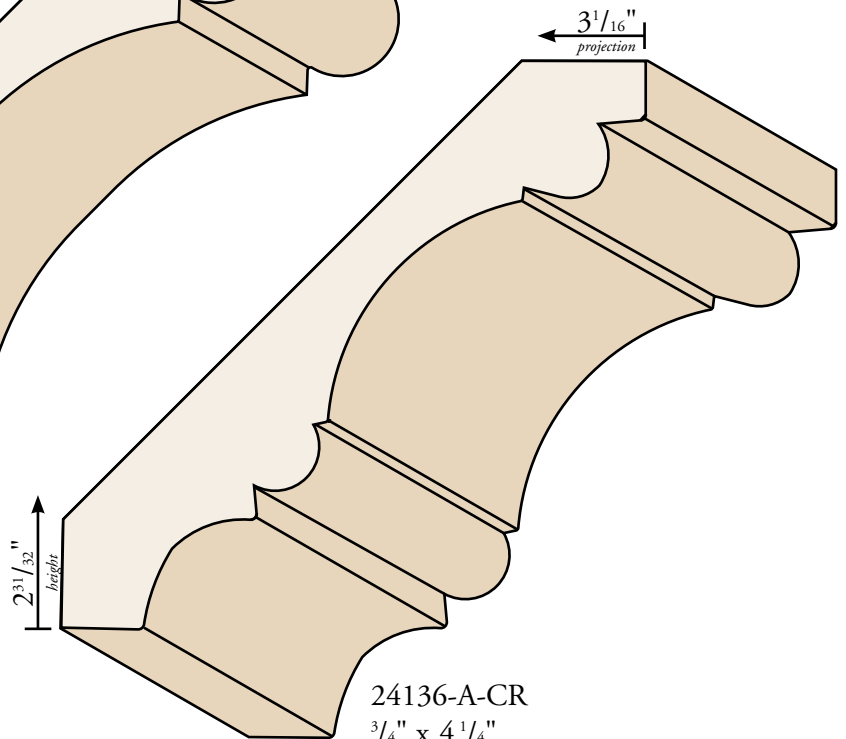
34232-A-CR
1 1/16" x 7 1/4"



2488-A-CR
3/4" x 2 3/4"

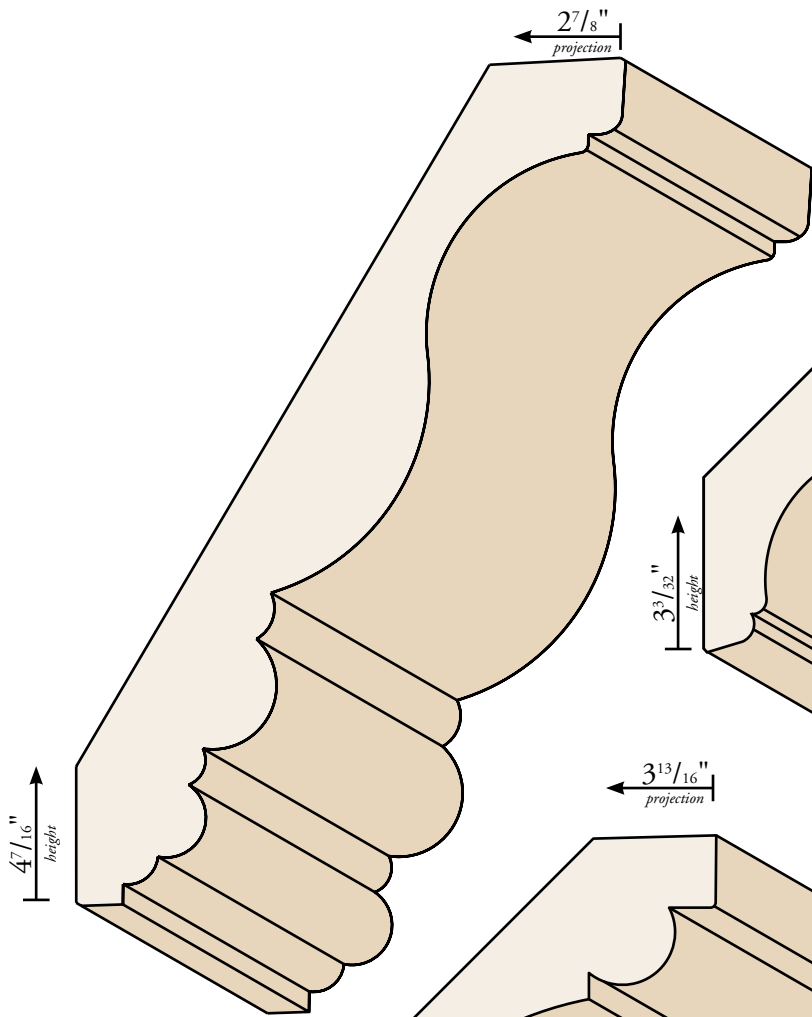


26192-CR
13/16" x 6"

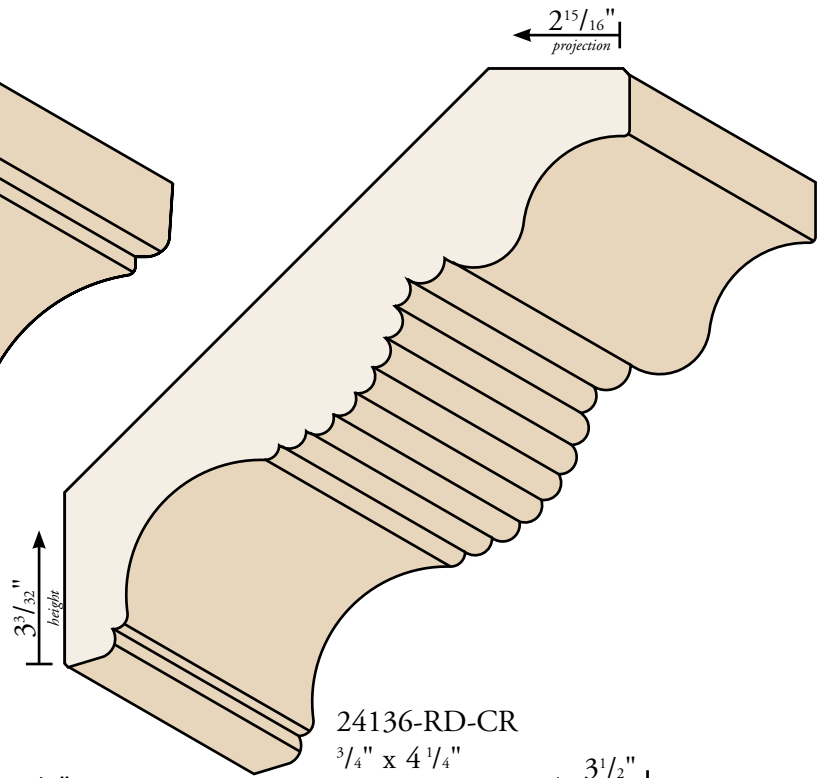


24136-A-CR
3/4" x 4 1/4"

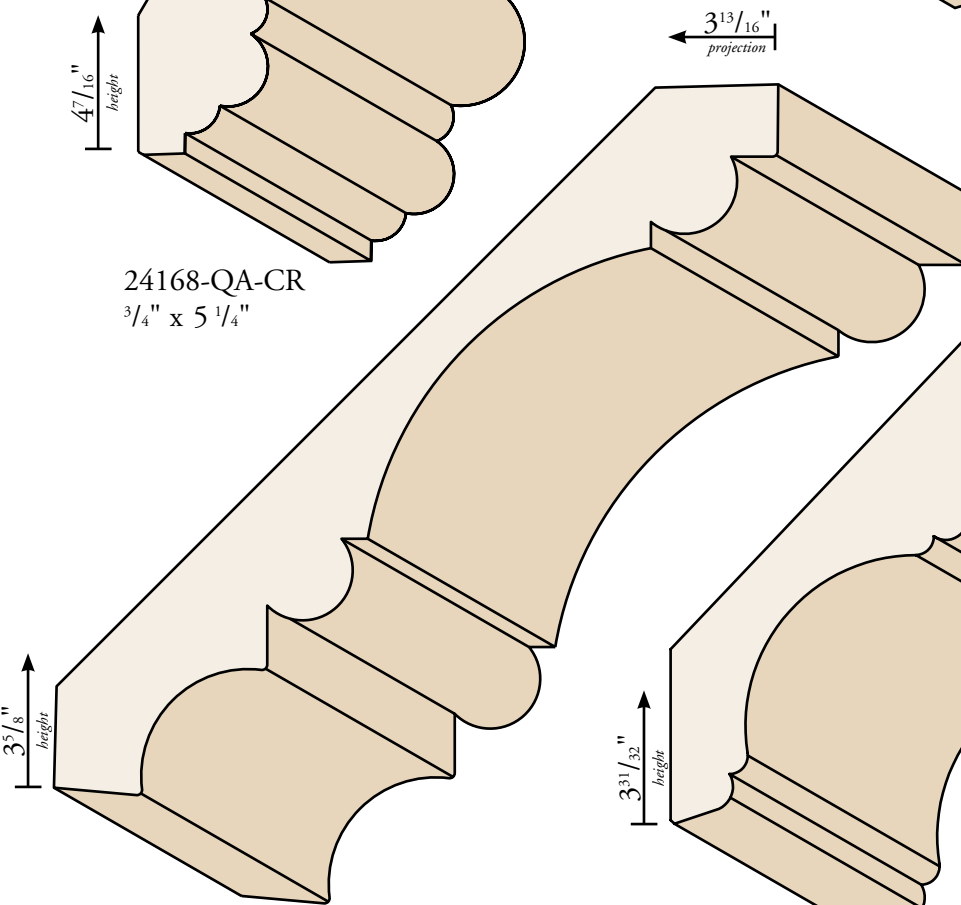
CROWNS



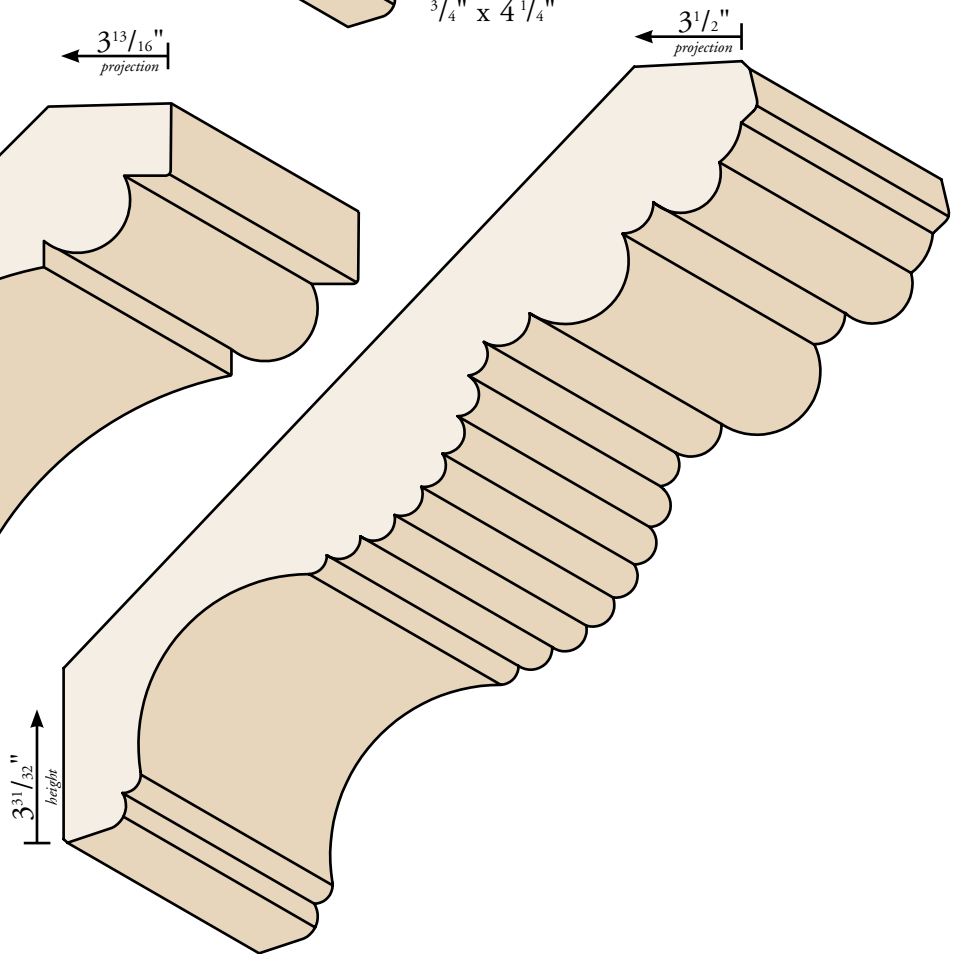
24168-QA-CR
 $\frac{3}{4}$ " x $5\frac{1}{4}$ "



24136-RD-CR
 $\frac{3}{4}$ " x $4\frac{1}{4}$ "

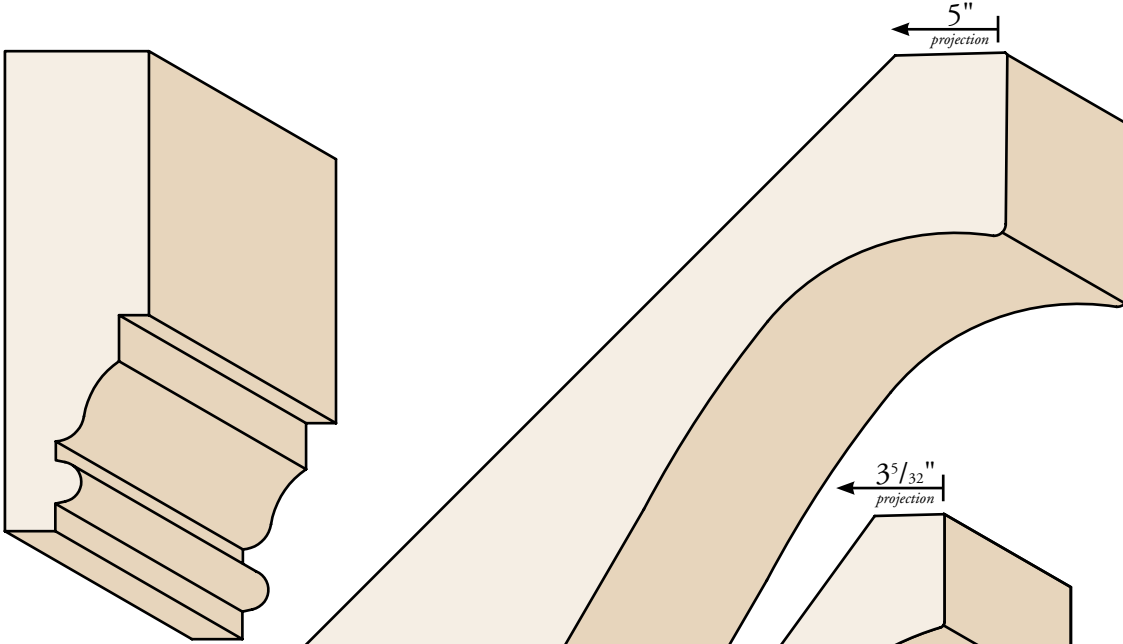


24168-A-CR
 $\frac{3}{4}$ " x $5\frac{1}{4}$ "

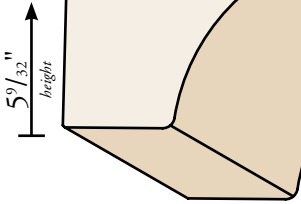


24168-RD-CR
 $\frac{3}{4}$ " x $5\frac{1}{4}$ "

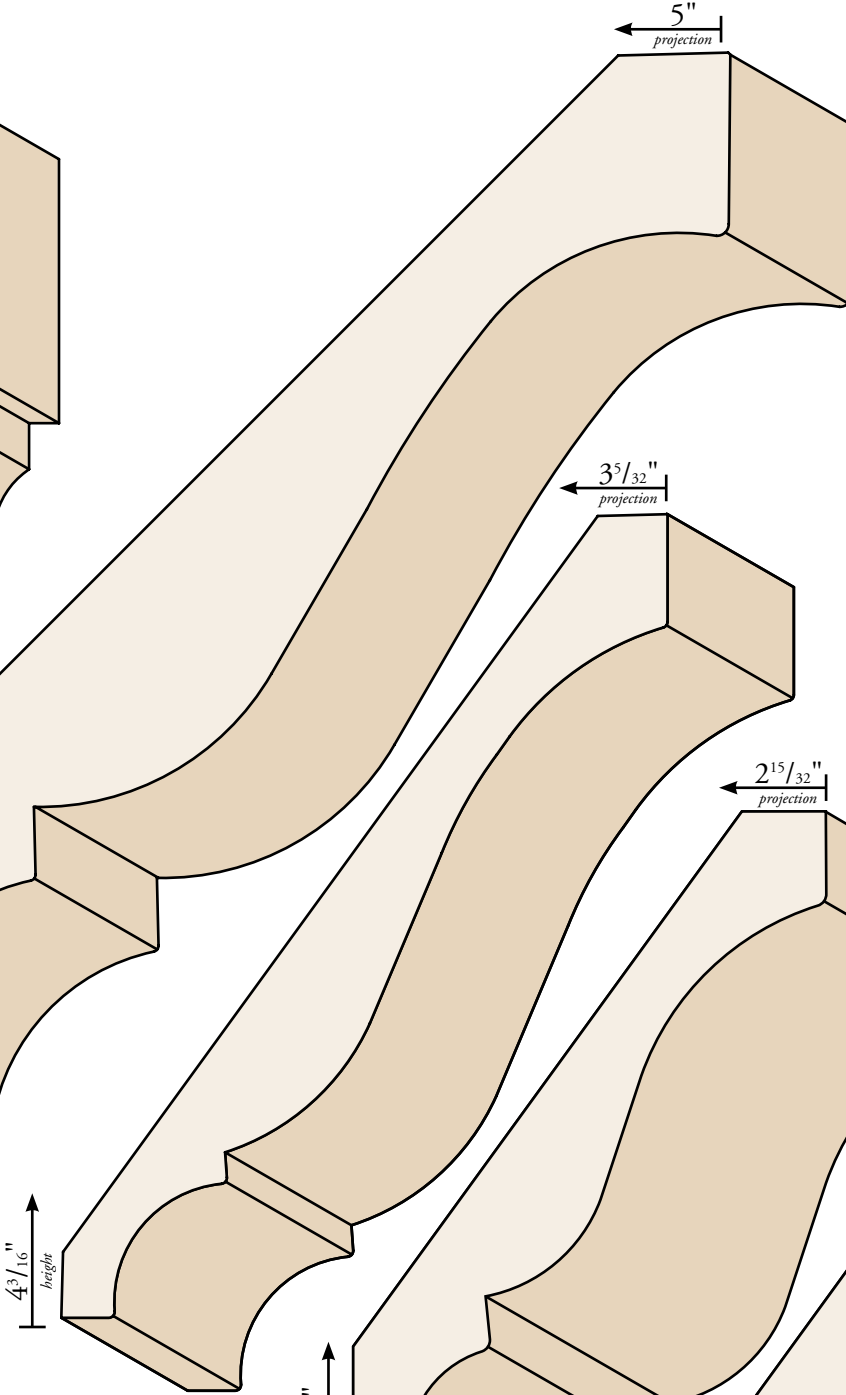
CROWNS AND CROWN BACKERS



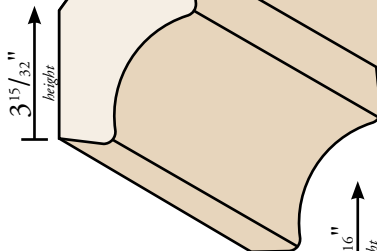
2480-CRB
 $\frac{3}{4}$ " x $2\frac{1}{2}$ "



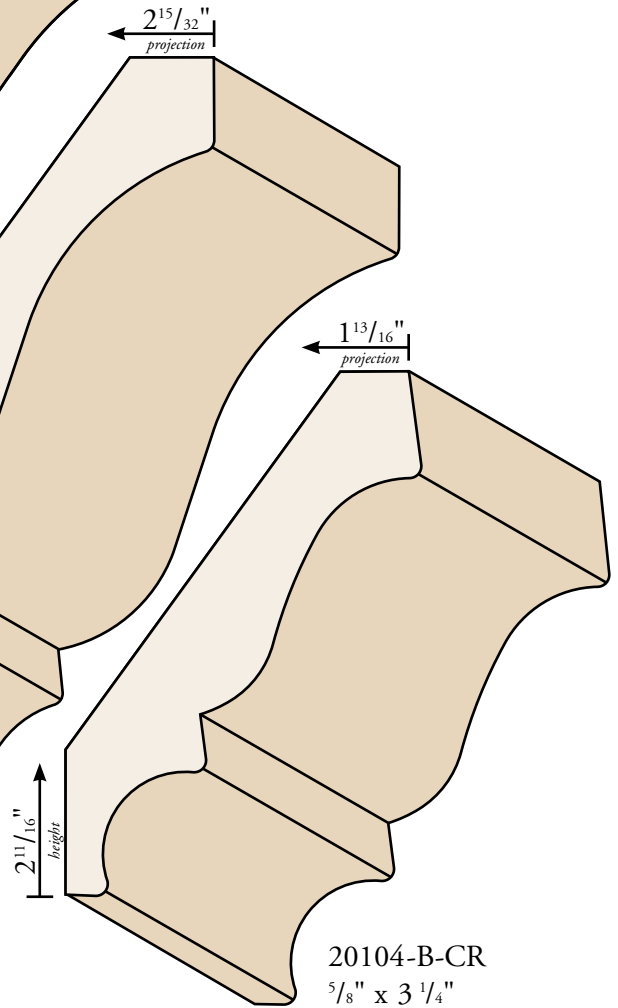
34232-B-CR
 $1\frac{1}{16}$ " x $7\frac{1}{4}$ "



20168-B-CR
 $\frac{5}{8}$ " x $5\frac{1}{4}$ "

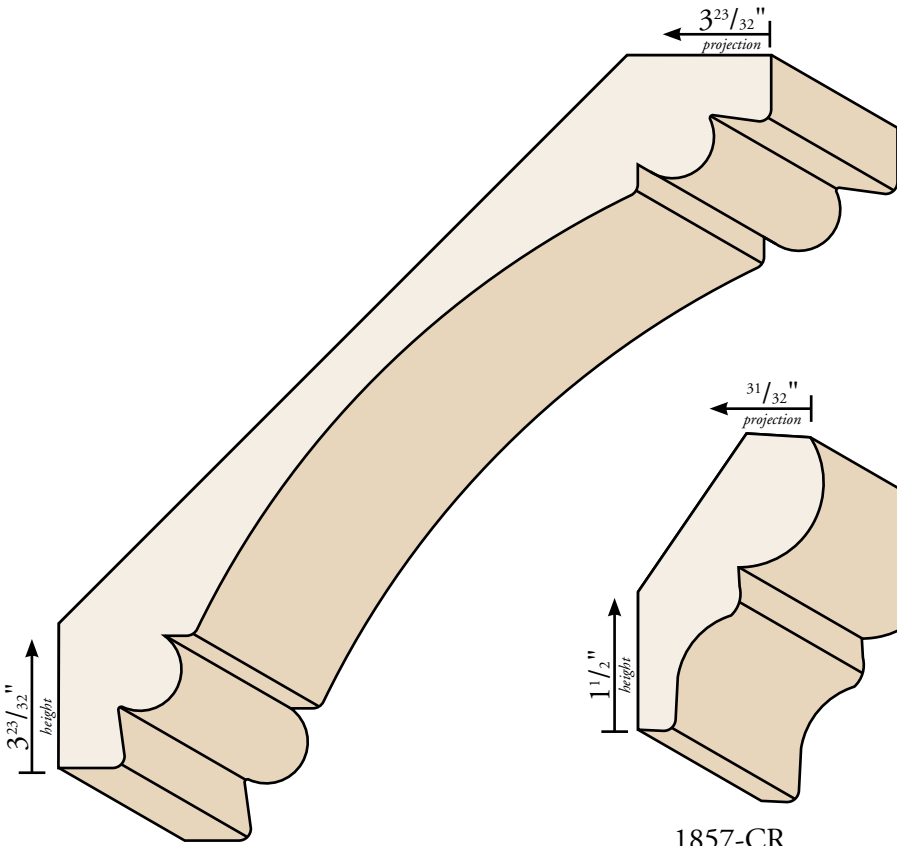


20136-B-CR
 $\frac{5}{8}$ " x $4\frac{1}{4}$ "

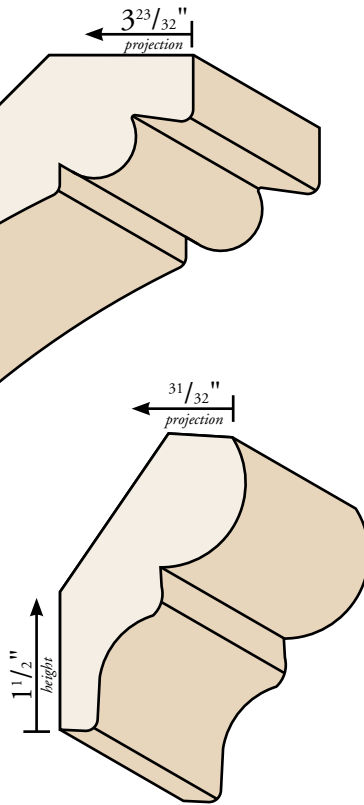


20104-B-CR
 $\frac{5}{8}$ " x $3\frac{1}{4}$ "

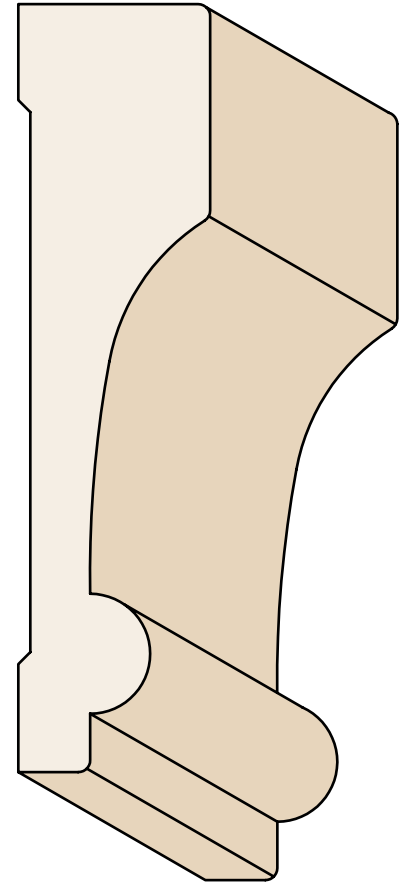
CROWNS AND CROWN BACKERS



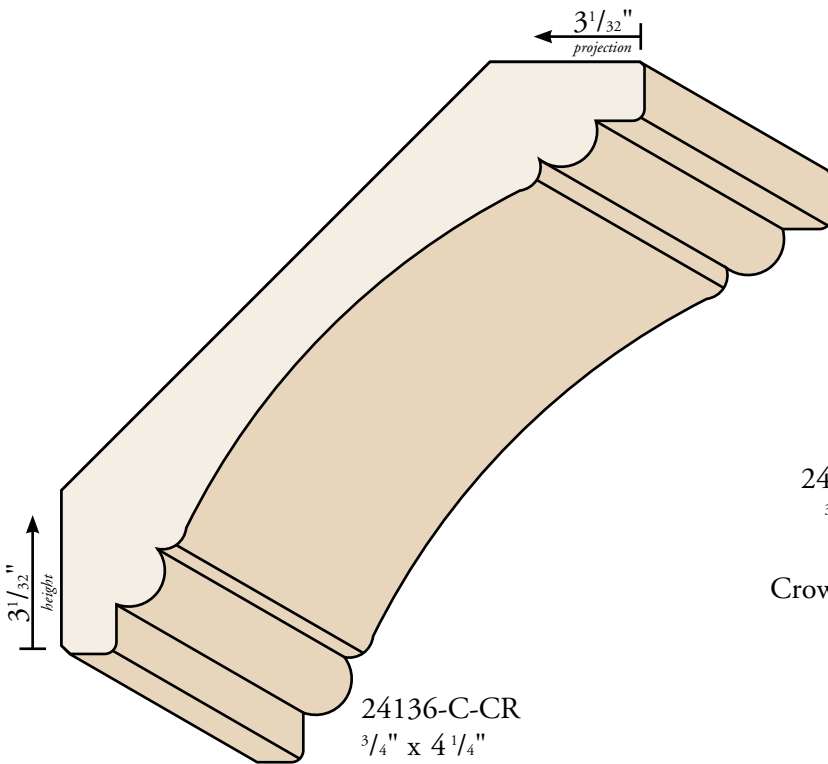
26168-C-CR
1³/₁₆" x 5 1/4"



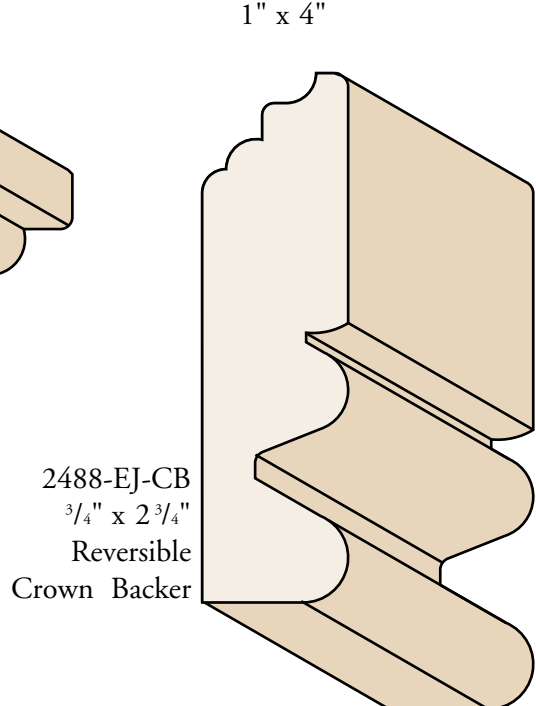
1857-CR
9/16" x 1 25/32"



32128-CRB
1" x 4"



24136-C-CR
3/4" x 4 1/4"



2488-EJ-CB
3/4" x 2 3/4"
Reversible
Crown Backer



SPECIALTY MILLWORK

When it comes to fine architectural millwork, Koetter Woodworking's capabilities extend far beyond what you will find in this catalog. Koetter is an industry leader in providing specialty millwork items for the most discriminating clientele.

Our master craftspeople work hand-in-hand with Koetter's product engineers, ensuring high-quality, precision made products for residential or commercial applications. When your project demands the best, rely on the experts at Koetter Woodworking as your single source for top quality specialty millwork products.

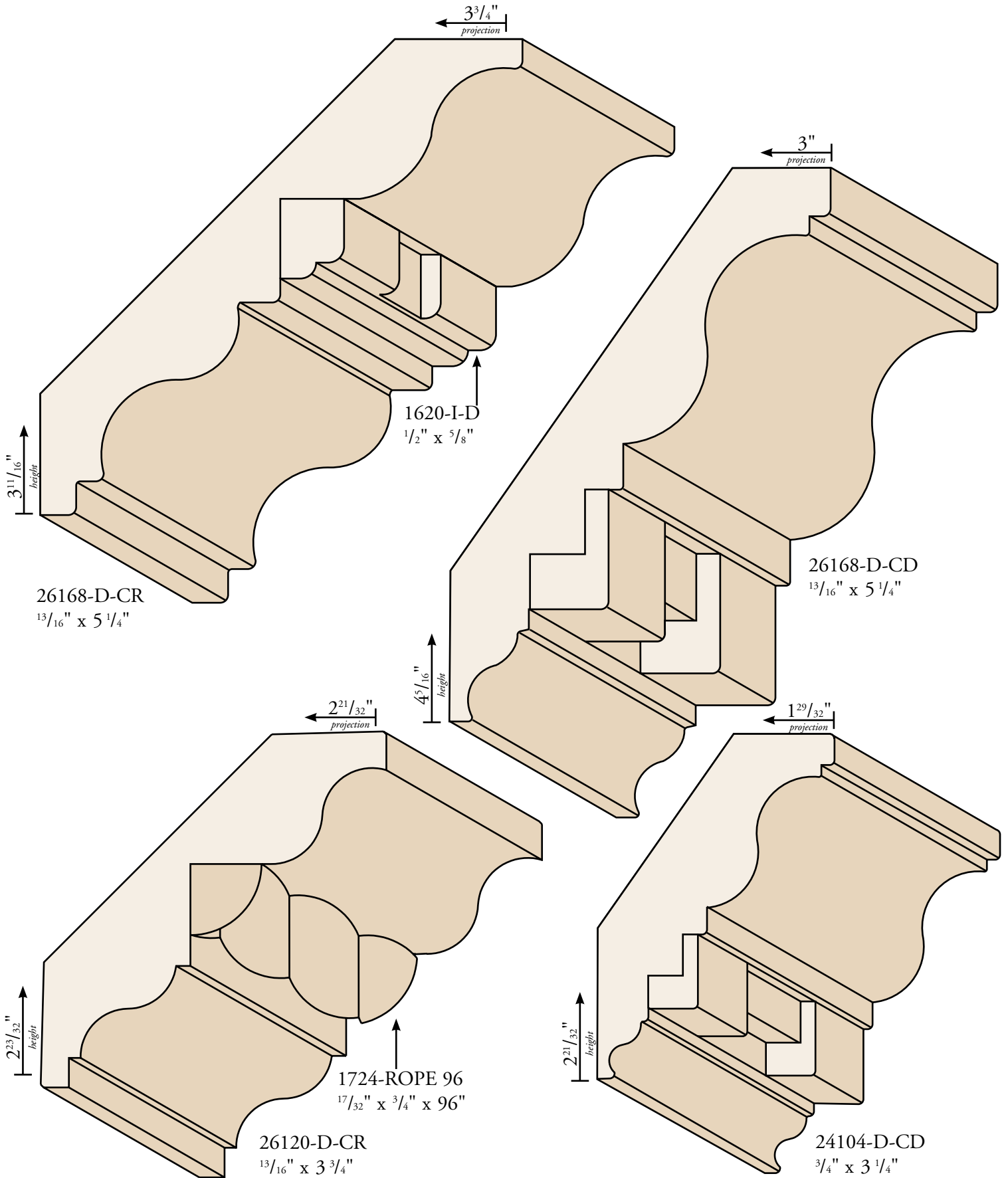
- Curved Millwork - including casing, base, crown, handrail, jambs, and more
- Bentwood Jamb Heads - including flat, fluted, reeded and raised panel
- Specialty columns and pilasters
- Specialty stair treads and starting steps
- Fireplace Mantles
- Pediment heads for doors and entryways
- Raised panel wall systems



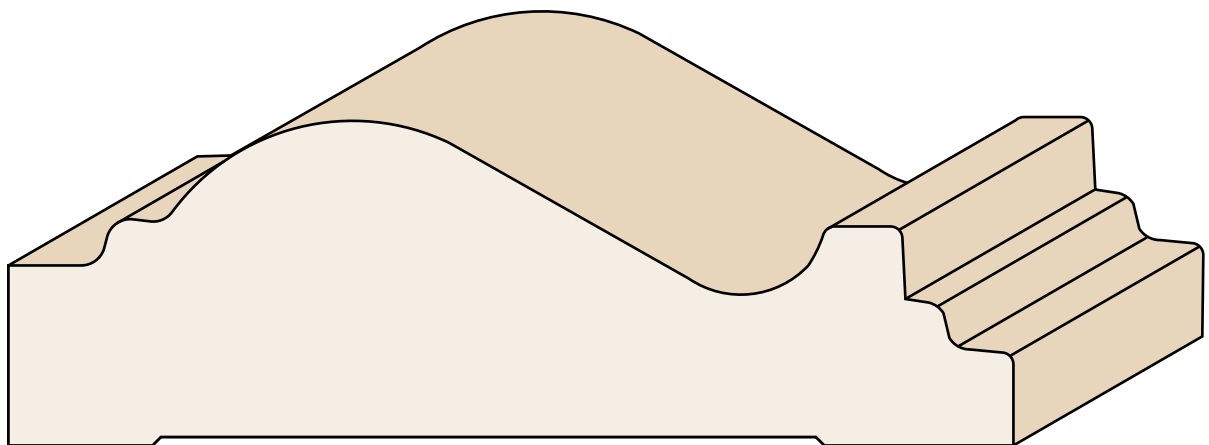
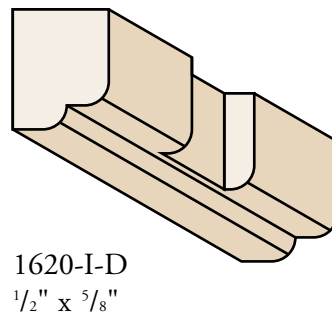
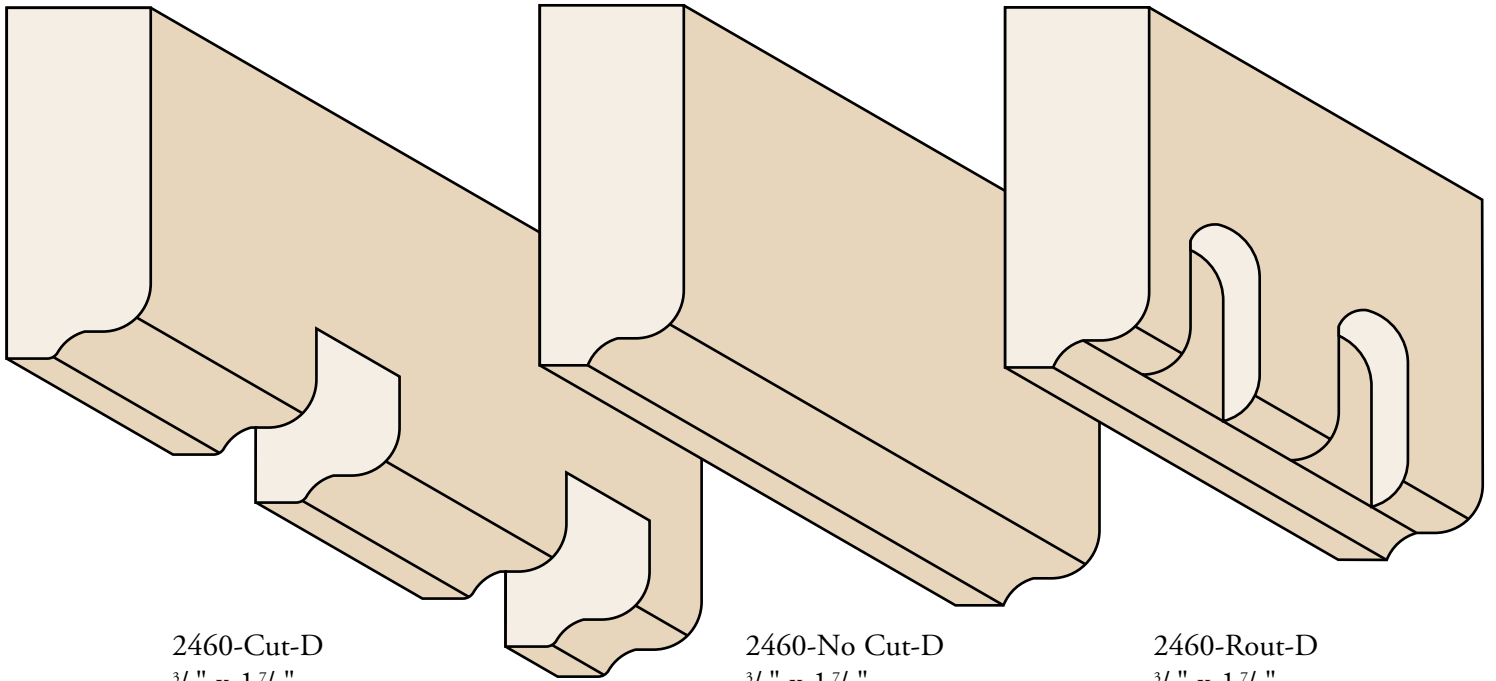
Millwork



DENTIL CROWNS



DENTILS AND MANTLE MOULD



TONGUE AND VEE GROOVES



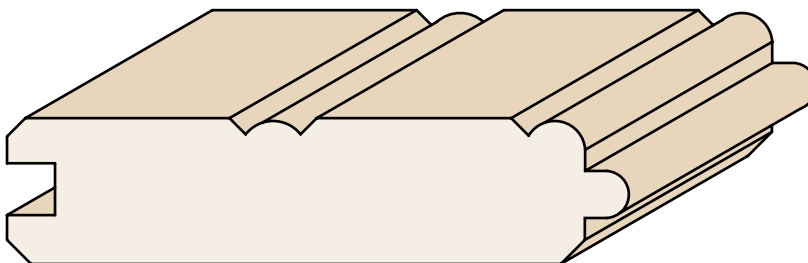
24160-TVG $\frac{3}{4}$ " x 5" (face)



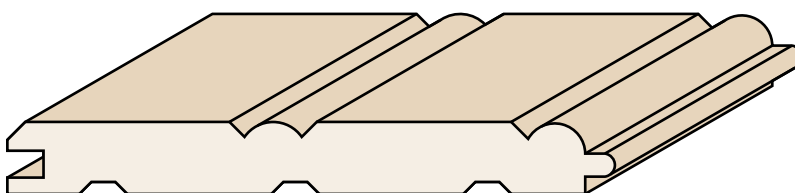
24128-TVG $\frac{3}{4}$ " x 4" (face)



2496-TVG $\frac{3}{4}$ " x 3" (face)



2496-TVG-BD $\frac{3}{4}$ " x 3" (face)



1296-TVG-BD $\frac{3}{8}$ " x 3" (face)

TONGUE AND VEE GROOVES



16160-TVG 1/2" x 5" (face)



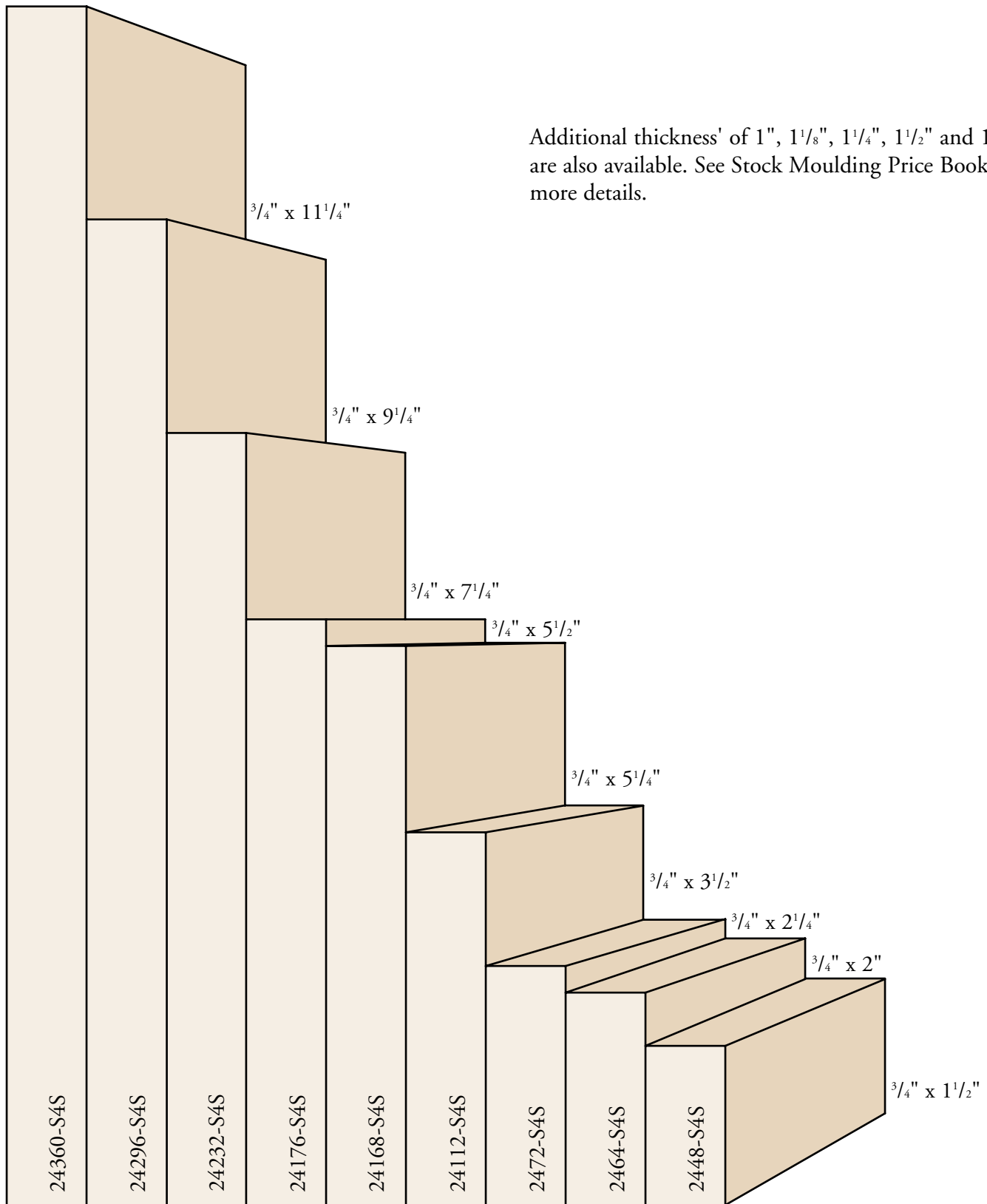
16128-TVG 1/2" x 4" (face)



1696-TVG 1/2" x 3" (face)

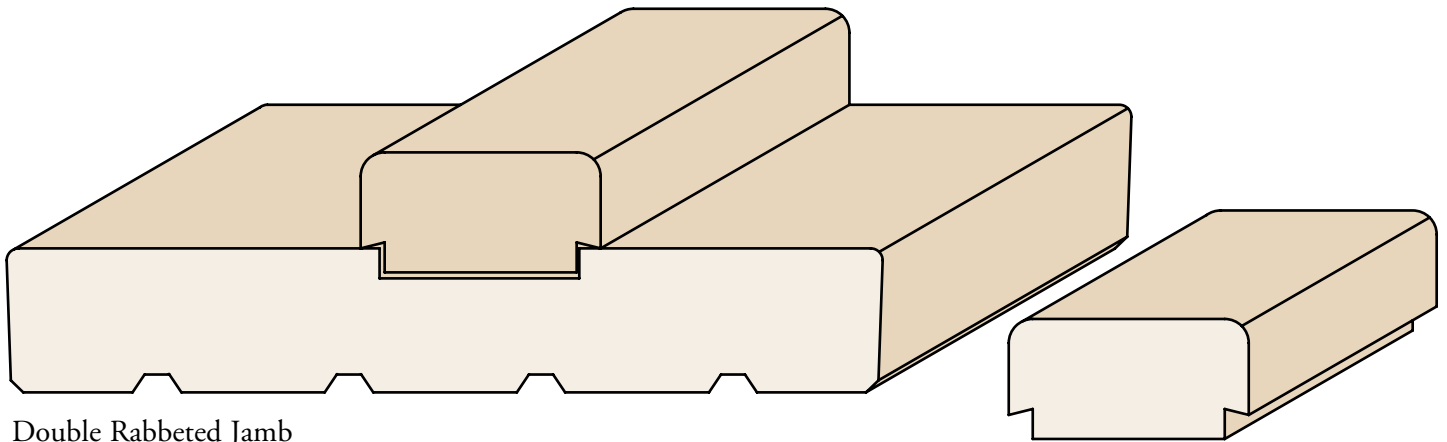
See page 50 in the Ultra-Light section for additional T&VG items.





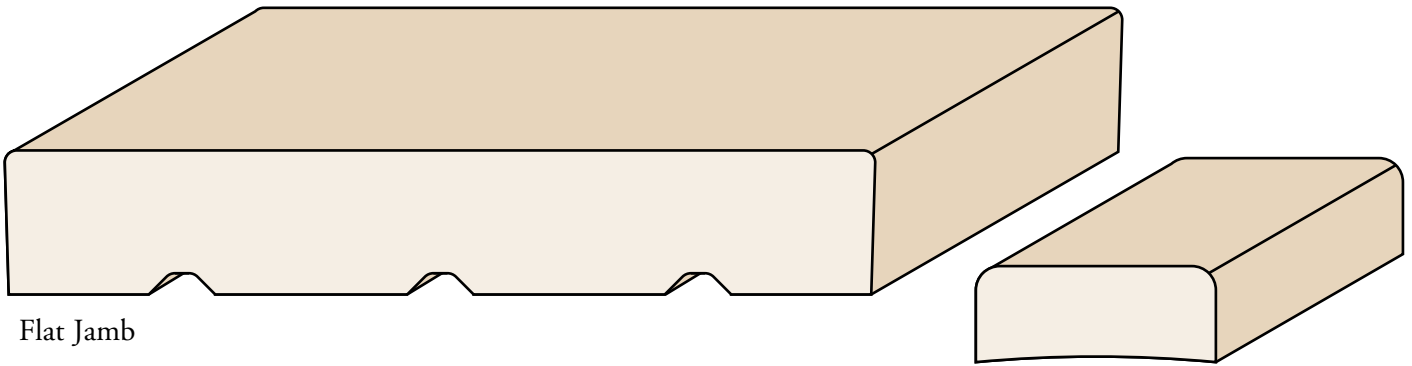
Additional thickness' of 1", 1¹/₈", 1¹/₄", 1¹/₂" and 1³/₄" are also available. See Stock Moulding Price Book for more details.

JAMBS AND ACCESSORIES



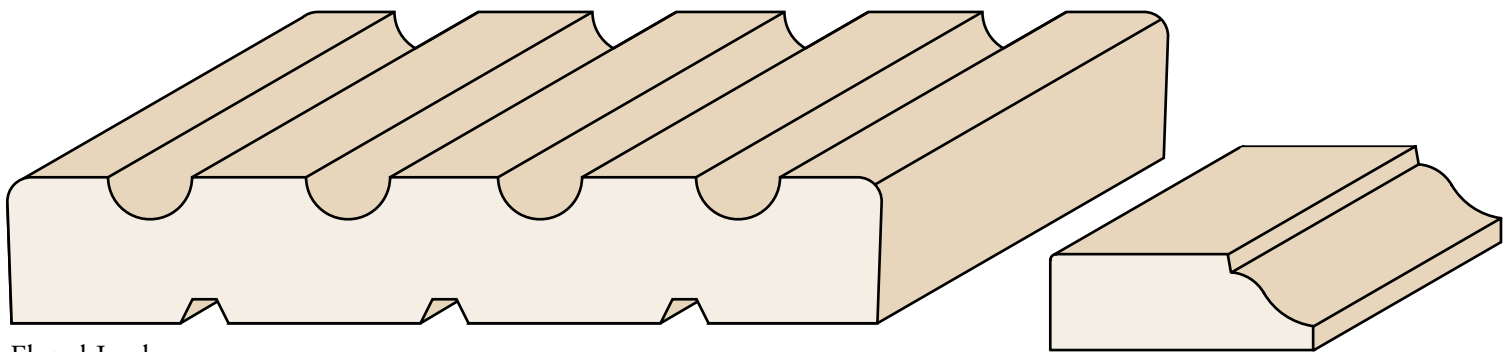
Double Rabbeted Jamb

2040-Stop $\frac{5}{8}$ " x $1\frac{1}{4}$ "



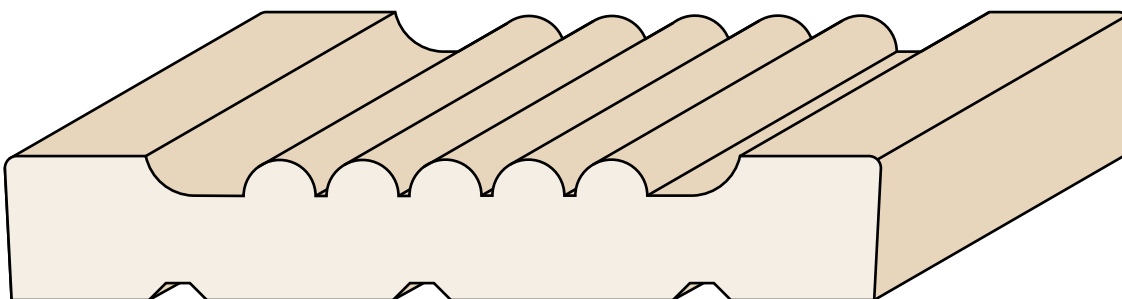
Flat Jamb

1640-Stop $\frac{1}{2}$ " x $1\frac{1}{4}$ "



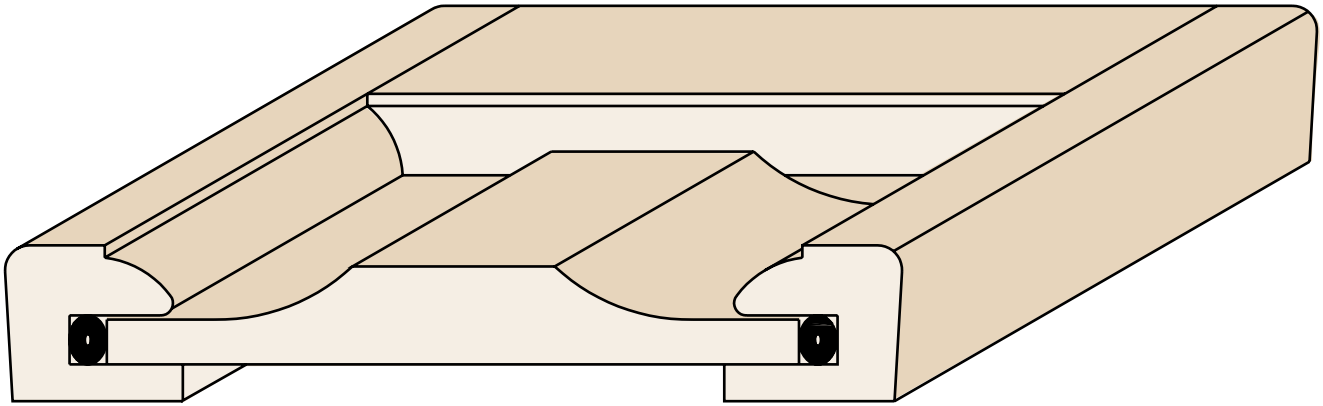
Fluted Jamb

1644-KW-Stop $\frac{1}{2}$ " x $1\frac{3}{8}$ "

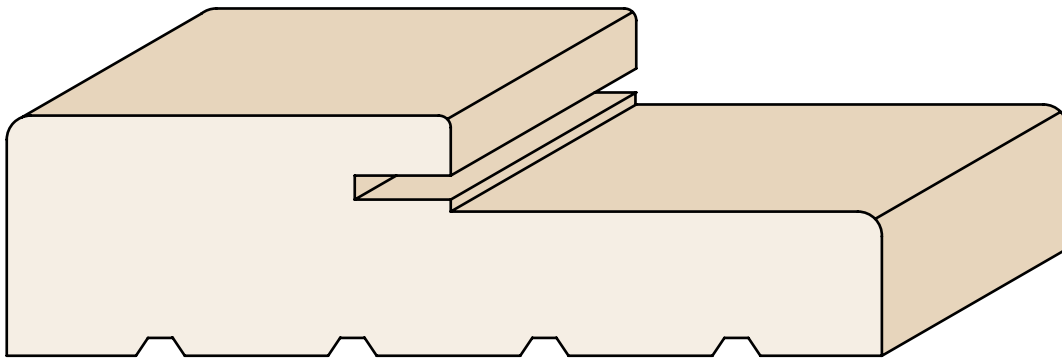


Reeded Jamb

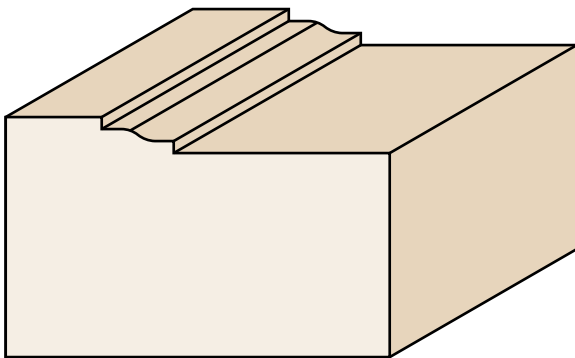
JAMBS AND ACCESSORIES



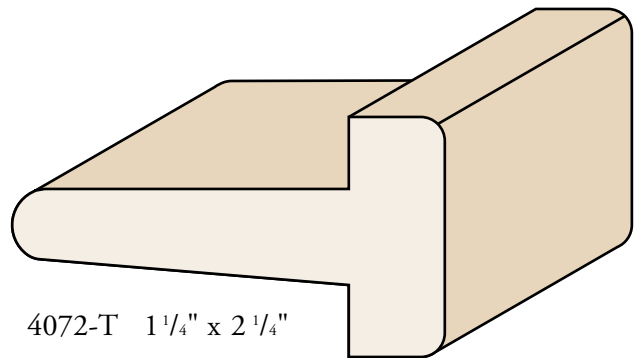
Raised Panel Jamb



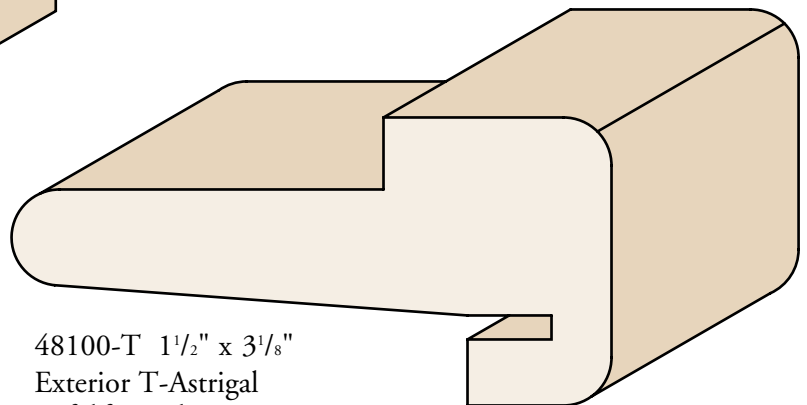
Single Rabbeted Exterior Jamb
Kerfed for weatherstrip



4064-BR 1 1/4" x 2"



4072-T 1 1/4" x 2 1/4"

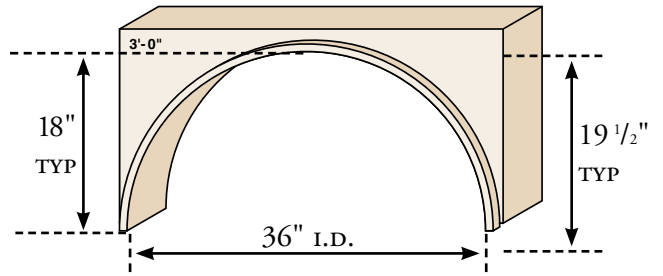
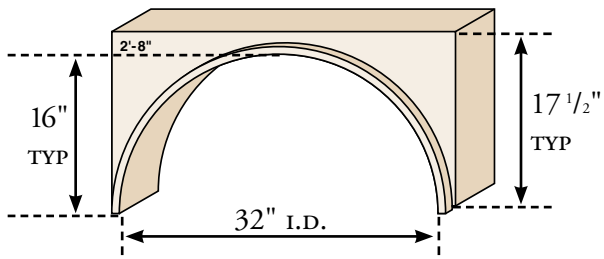


48100-T 1 1/2" x 3 1/8"
Exterior T-Astrigal
Kerfed for weatherstrip

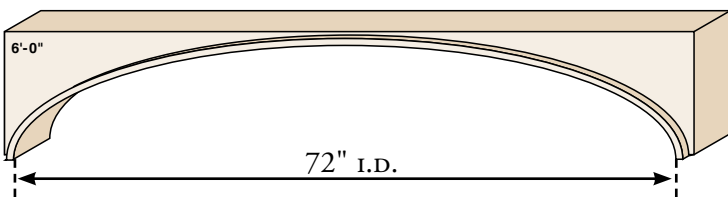
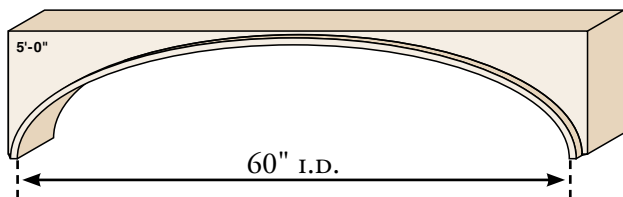
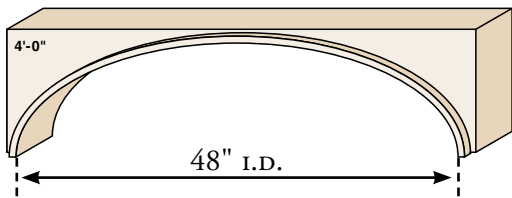
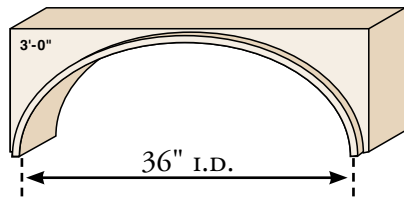
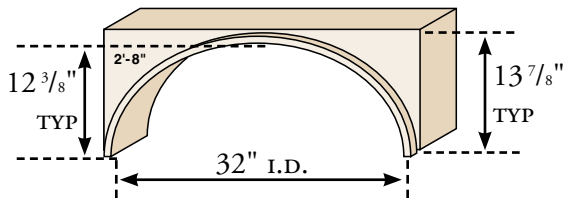


JAMBS BOXES

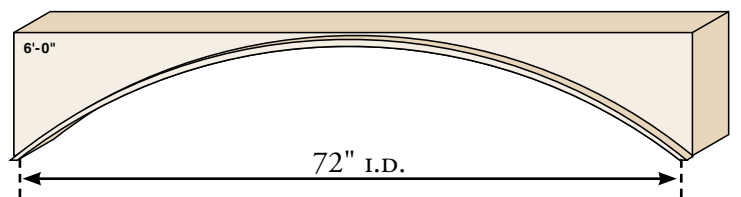
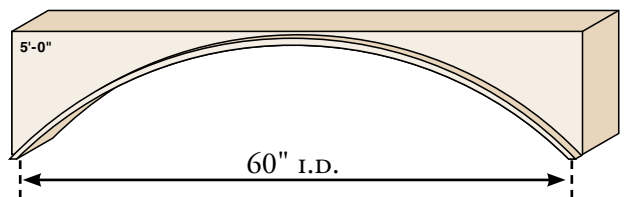
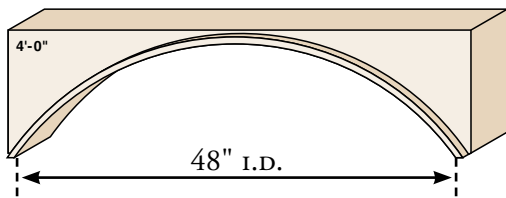
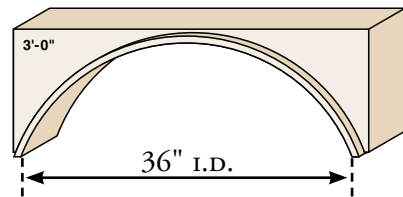
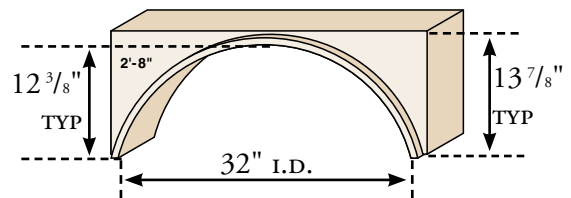
HALF-CIRCLE "JAMB BOX"



ELLIPTICAL "JAMB BOX"

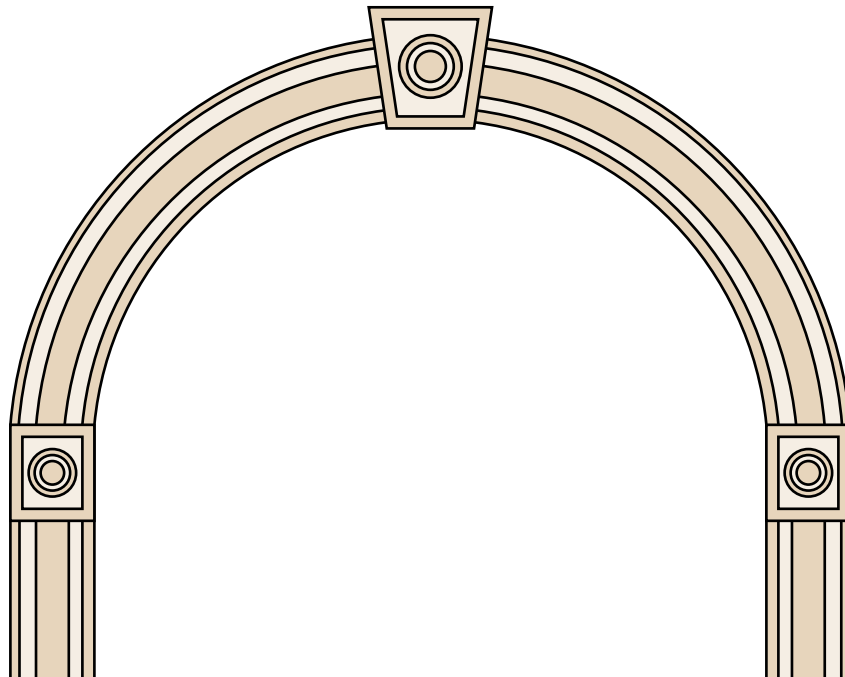
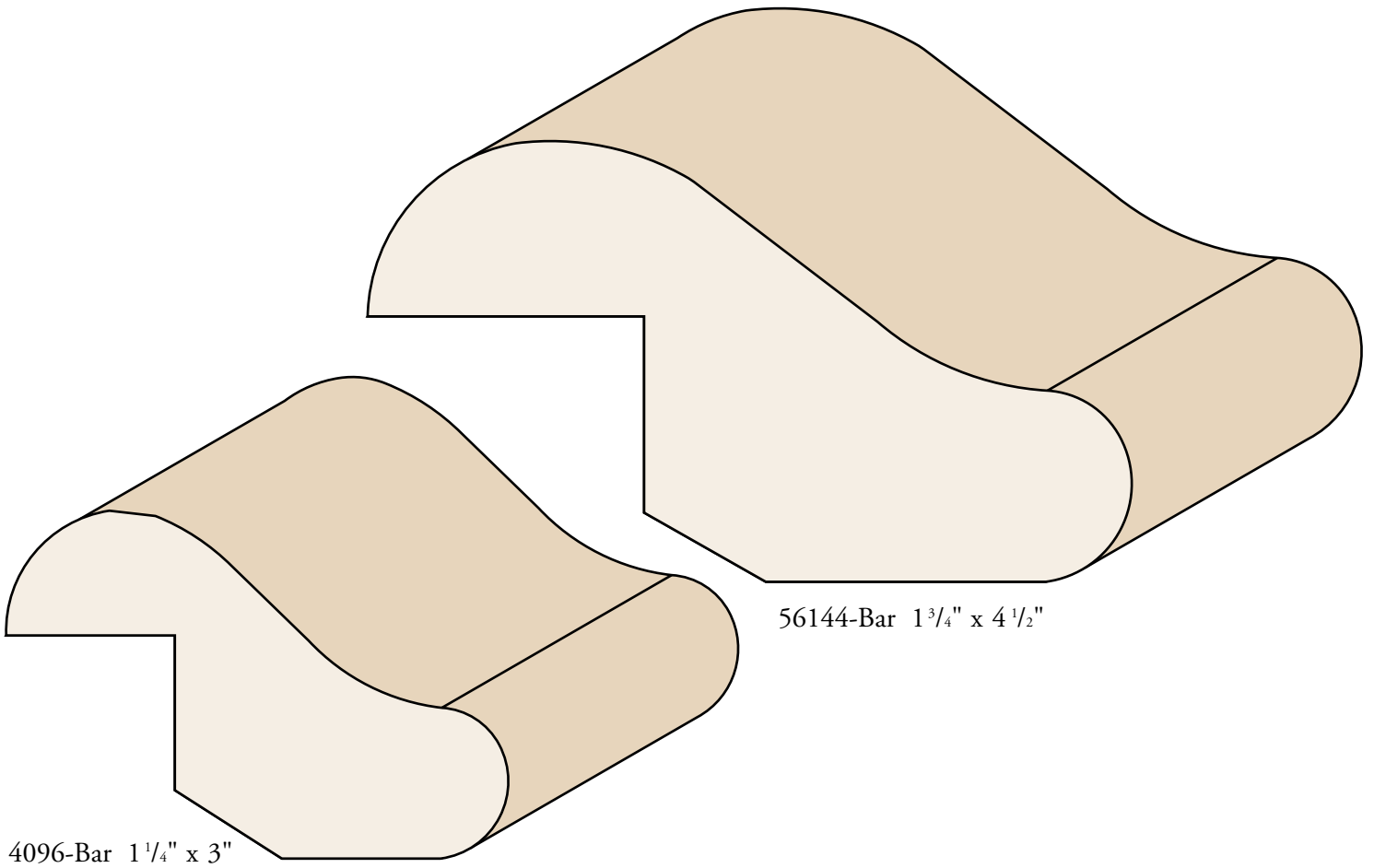


EYEBROW "JAMB BOX"



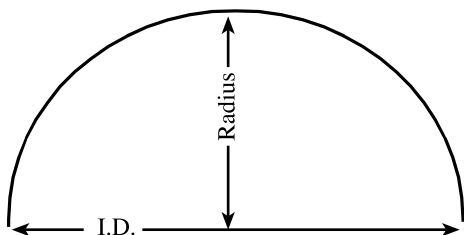
Jamb width or wall thickness, as well as, drywall thickness is required on all jamb box orders.
Total outside dimension (O.D.) of jamb box is 2" larger than the inside dimension (I.D.) shown.

BAR RAILS AND ARCHED CASINGS



Arched Casings and convex or concave bases, crowns and chair rails are available in various profiles on a per-order basis.

ORDERING INFORMATION FOR ARCHED CASINGS AND BENTWOOD JAMB HEADS



For a True Half Circle –

We Need:

- a. The Quantity
- b. The Profile – (on arched casings)
- c. The Specie
- d. The Inside Diameter (ID)
- e. The Inside Radius
- f. Reveal Information - (on arched casings) Always note whether or not it has been added; if not already added, note how much we need to add.
- g. Any special instructions (ex: 1 pc. – bentwood, 6" straight extensions, spec. # of pieces, tag #'s, etc.)

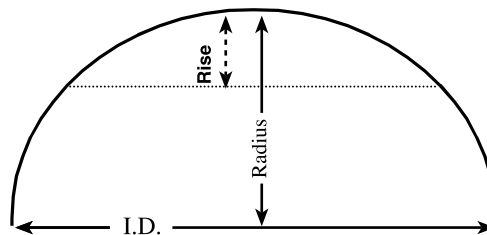
Note!! If the arch is a true half circle, we do **NOT** need a template. On a true half circle, the inside radius dimension is always half of the ID.

Example of how to order a true half circle -

2 – 24112-CA poplar arched casing, 72" ID, 36" radius, add 1/4" reveal (put any special instructions at the end, such as "bentwood")

- OR -

1 – 4 9/16" poplar bentwood jamb head, 60" ID, 30" radius



For a "Segment" of a True Half Circle -

We Need:

- a. The Quantity
- b. The Profile – (on arched casings)
- c. The Specie
- d. The Inside Diameter (I.D.)
- e. The Inside Radius
- f. The Rise
- g. Reveal Information - (on arched casings) Always note whether or not it has been added; if not already added, note how much we need to add.
- h. Any special instructions (ex: 1 pc. – bentwood, 6" straight extensions, spec. # of pieces, tag #'s, etc.)

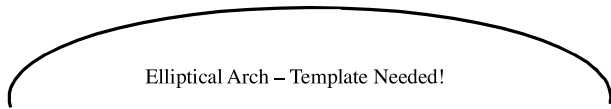
Example of how to order a "segment" of a true half circle -

2 – 24112-CA poplar arched casing segment, 72" ID, 36" radius, 12" rise, do not add for reveal (put any special instructions at the end, such as "bentwood")

- OR -

1 – 6 9/16" fluted cherry bentwood jamb head segment, 56" ID, 28" radius, 5" rise

ORDERING INFORMATION FOR ARCHED CASINGS AND BENTWOOD JAMB HEADS



For an Elliptical or "Gothic" –

We Need:

- a. The Quantity
- b. The Profile – (on arched casings)
- c. The Specie
- d. Template – Templates are always required for elliptical or gothic arches AND jamb heads.
- e. Reveal Information – (on arched casings) Always note whether or not it has been added; if not already added, note how much we need to add.
- f. Any special instructions (ex: 1 pc. – bentwood, 6" straight extensions, spec. # of pieces, tag #'s, etc.)

Example of how to order an elliptical –

2 – 24112-CA poplar elliptical arched casing per template

- OR -

1 – 8 ⁵/₈" oak elliptical flat bentwood jamb head per template

Bentwood Jamb Boxes –

We Need:

- a. The Quantity
- b. The Type – True Radius/Half Circle, *Elliptical, or Eyebrow
- c. The Inside Diameter (ID)
- d. The Inside Radius
- e. The Rise (on Eyebrow jamb boxes)
- f. The Specie
- g. The Drywall Thickness
- h. The Jamb Width or Wall Thickness, not including drywall (We must have one of the two. Note which you are supplying) Any special instructions (ex: Tag #, etc.)

* *Template Required*

Example of how to order a Bentwood Jamb Box

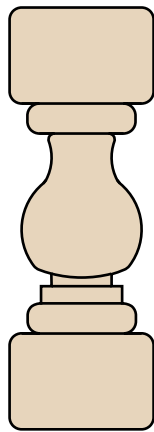
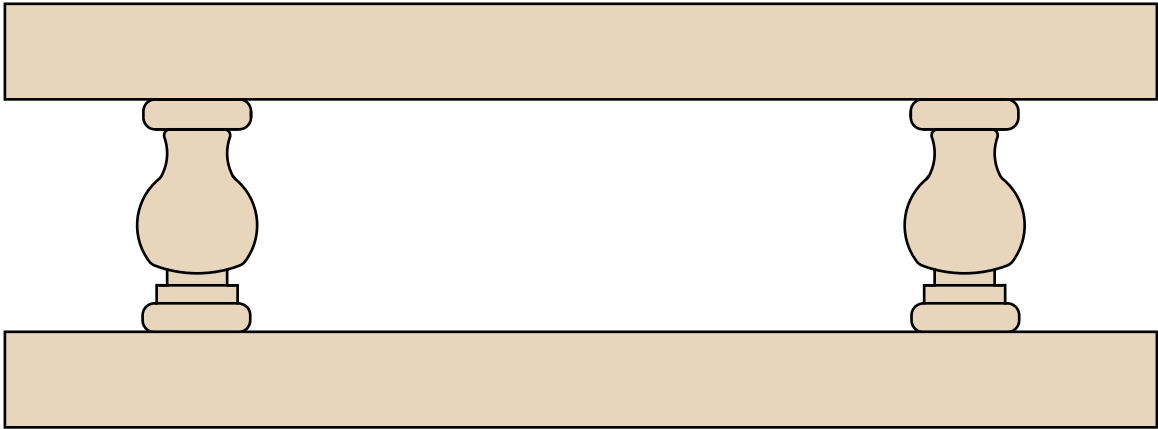
1 – 4 ⁹/₁₆" x 4'0" Poplar Bentwood Eyebrow Jamb Box, 1/2" drywall, 4 ⁹/₁₆" jamb width.

Note - When ordering a standard size jamb box from our catalog, you do not need to supply us with items "d" AND "e". These will be made to our standard dimensions.

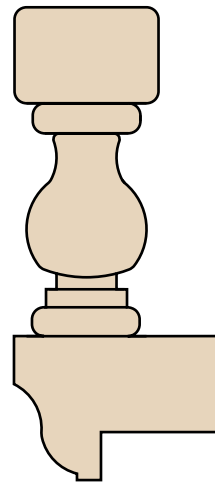
Templates –

- We request that all templates be drawn out on paper – brown kraft paper works best! Please do not make templates on plastic or cardboard.
- Always fax a copy of your P.O. before sending a template in. Note on your order that the template is on its way!
- Make sure to note all pertinent information on your templates. If you are providing a moulding sample for a custom profile, note this info on the sample as well – Noting this information on templates and samples is critical!!
 - a. Your Company Name
 - b. Profile # - (on arched casings)
 - c. Specie
 - d. P.O.#
 - e. Quantity

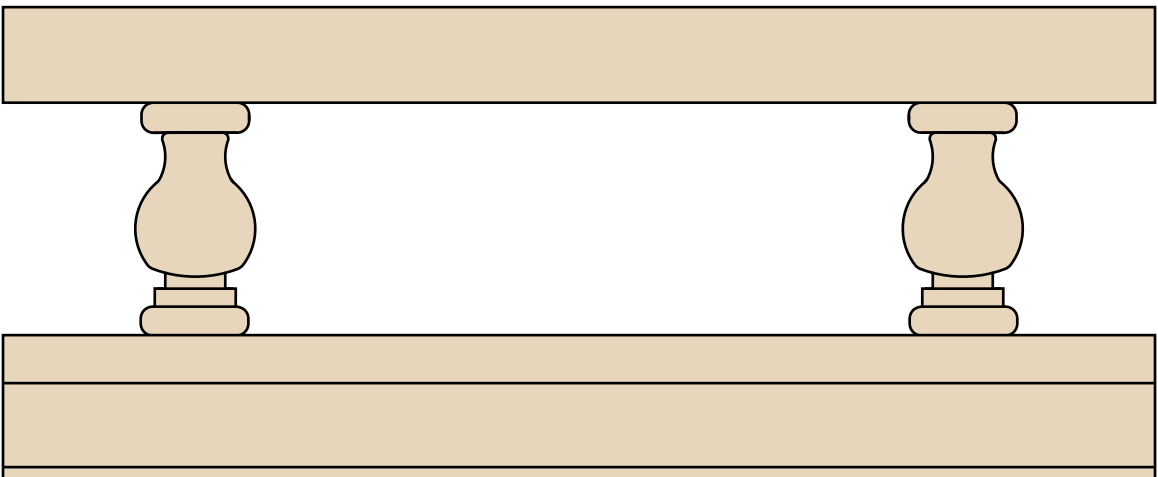
SPINDLE RAILS



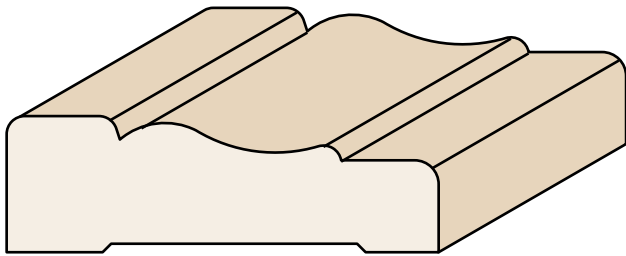
Spindle Rail



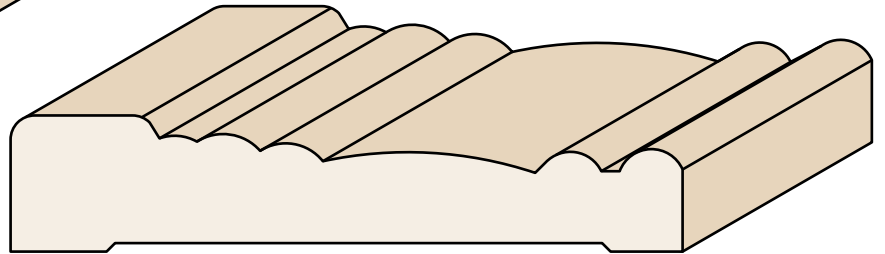
Spindle Rail with Lip



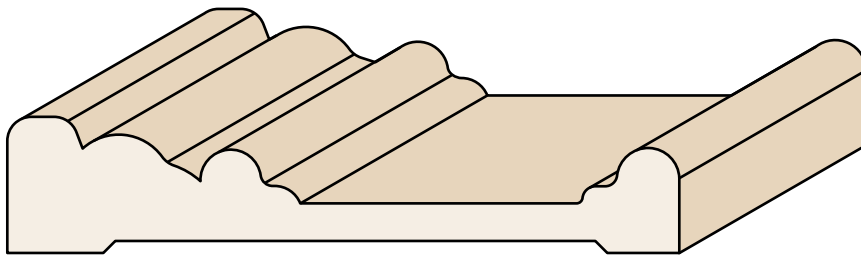
GESSO-COATED ULTRA-LIGHT
CASINGS




18M72-A-CA 18mm x 2 1/4"



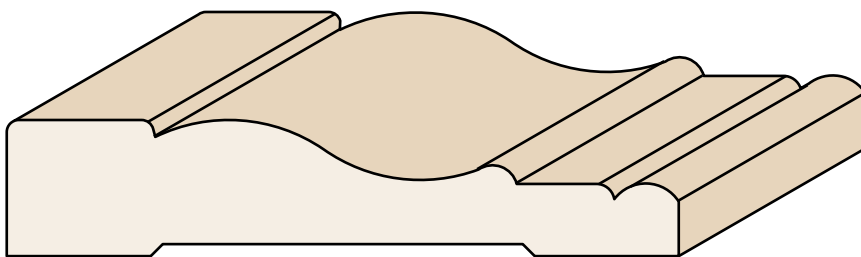
18M112-E-CA 18mm x 3 1/2"



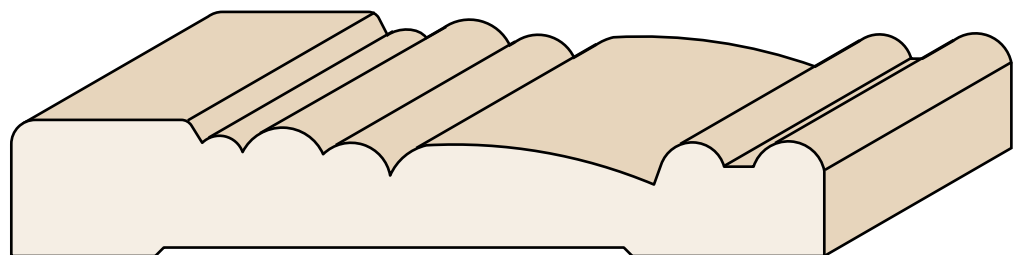
18M112-CA 18mm x 3 1/2"



18M112-RD-CA 18mm x 3 1/2"

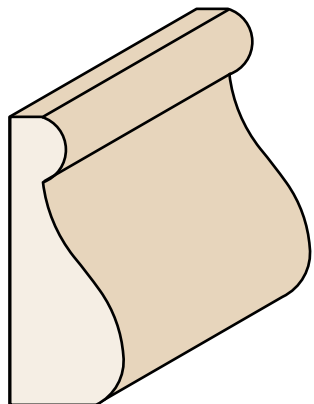


18M112-UL-CA 18mm x 3 1/2"

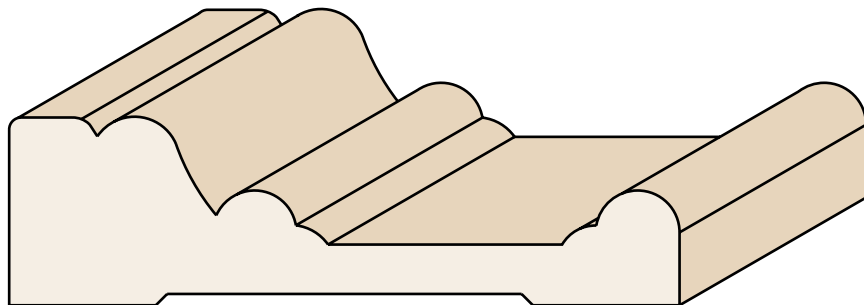


18M136-E-CA 18mm x 4 1/4"

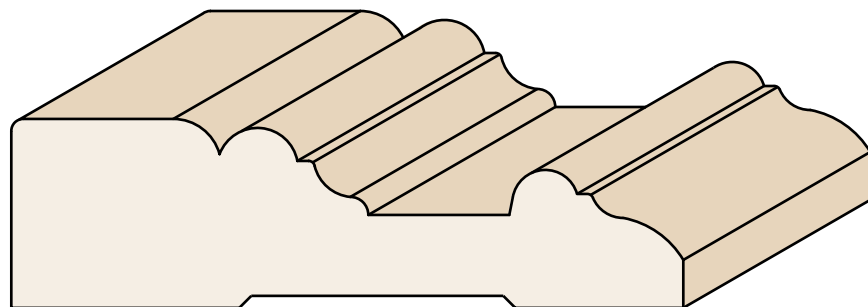
GESSO-COATED ULTRA-LIGHT CASINGS AND BASES



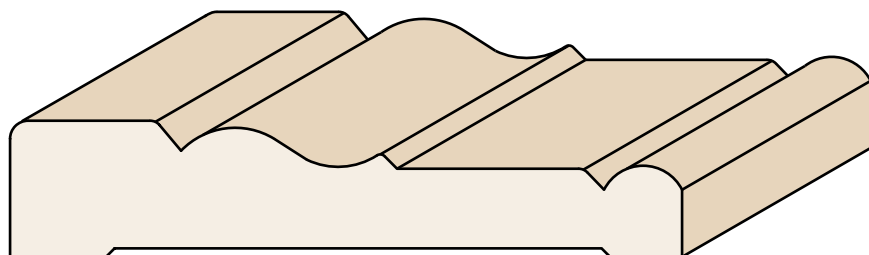
15M48-CB-CAP 15mm x 1 1/2"



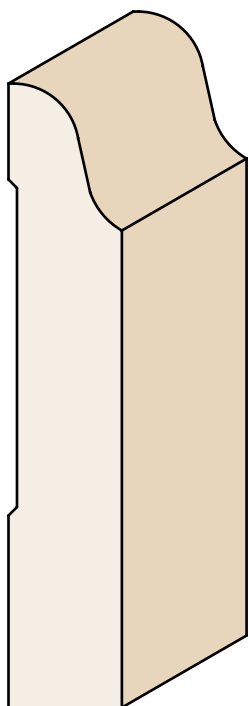
25M112-H-CA 25mm x 3 1/2"



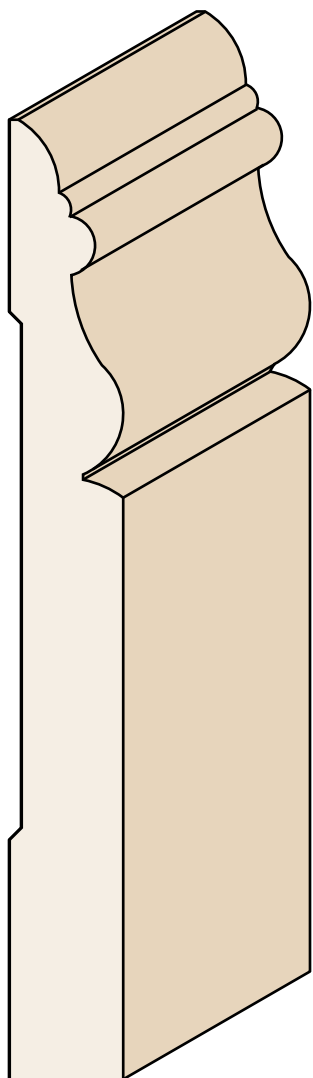
25M112-CA 25mm x 3 1/2"




18M112-C-CA 18mm x 3 1/2"



15M104-OG-B
15mm x 3 1/4"

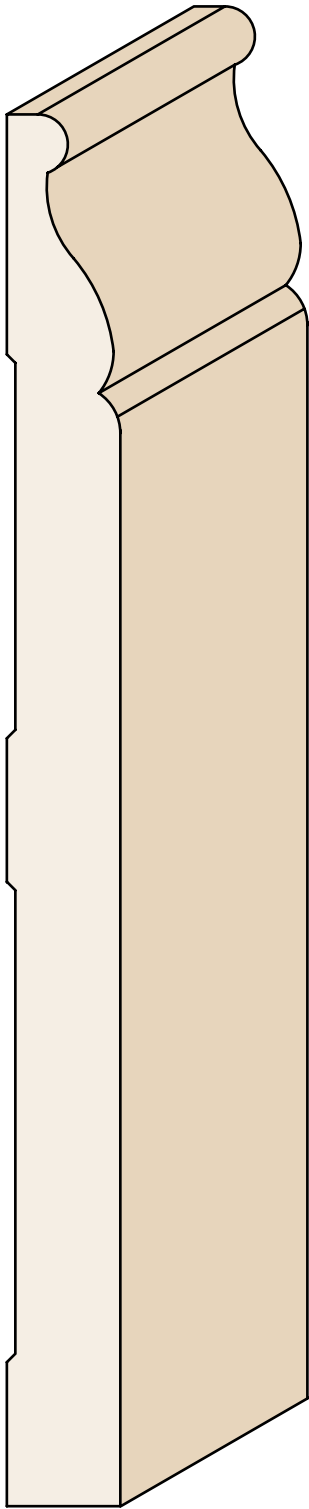


15M160-B
15mm x 5"

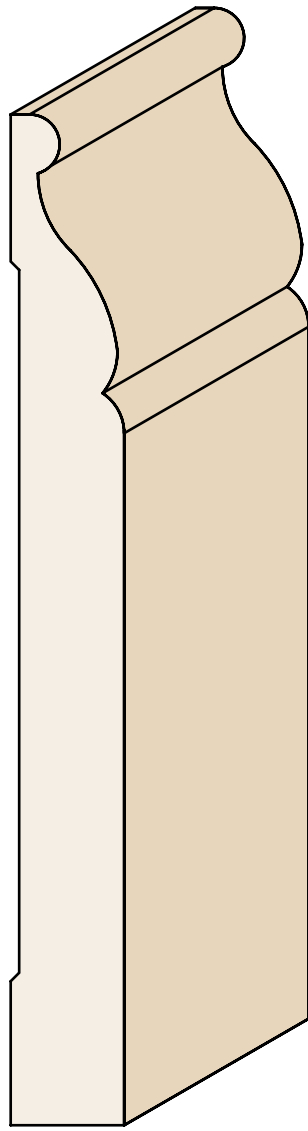


18M88-CA 18mm x 2 3/4"

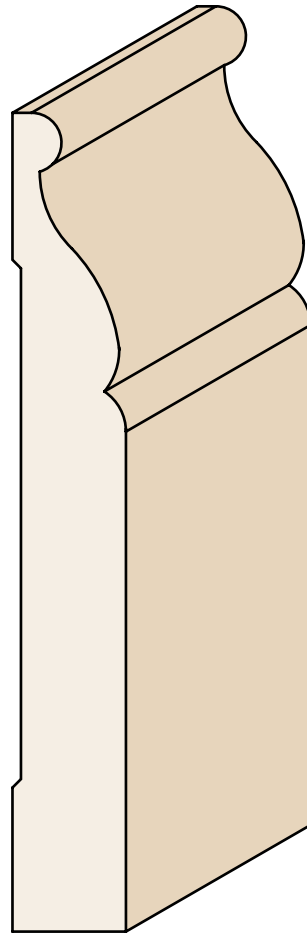
GESSO-COATED ULTRA-LIGHT
BASES



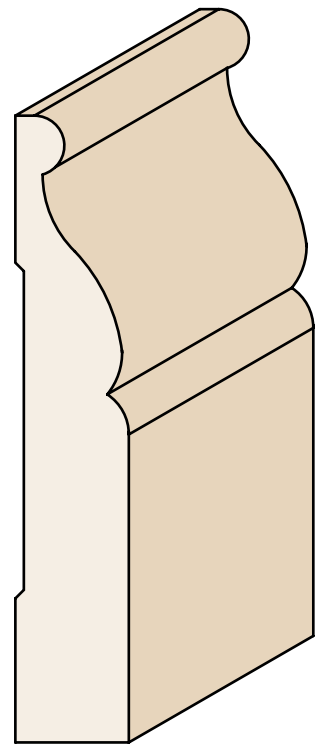
15M232-CB
15mm x 7¹/₄"



15M168-CB
15mm x 5¹/₄"

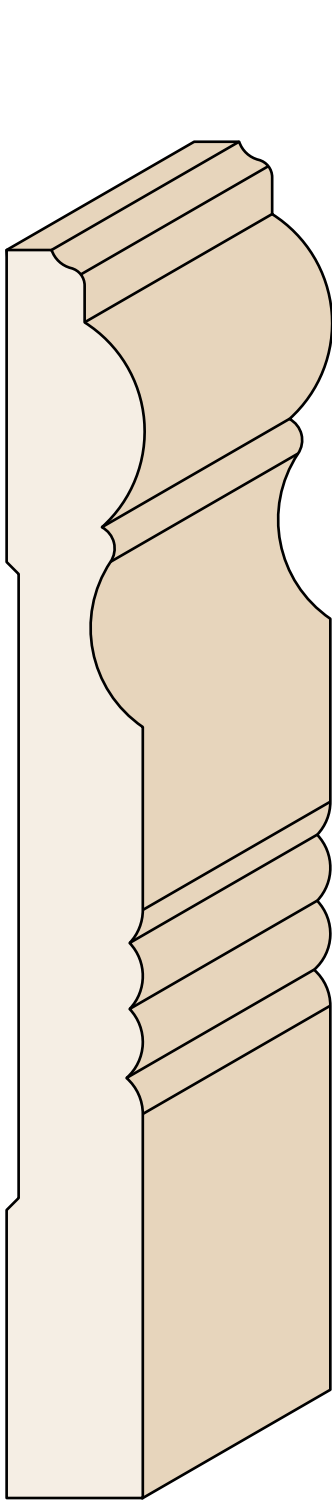


15M136-CB
15mm x 4¹/₄"

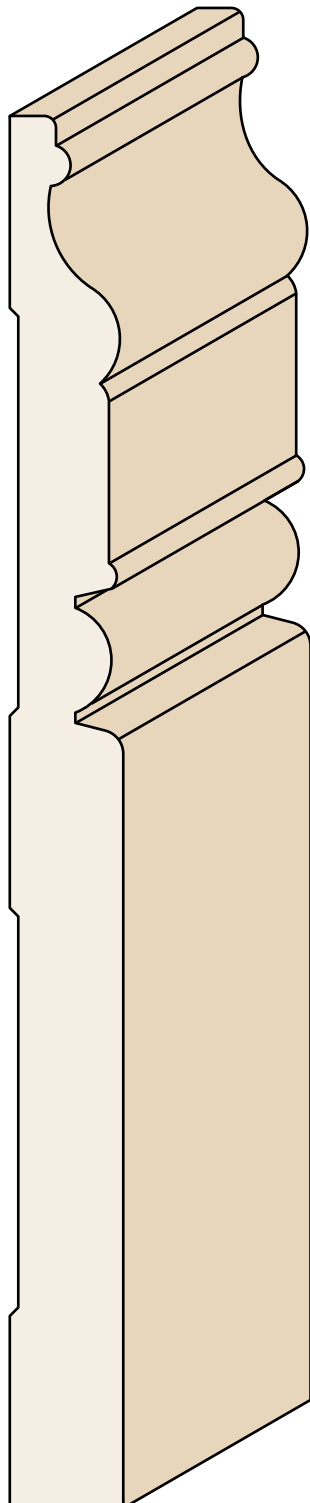


15M104-CB
15mm x 3¹/₄"

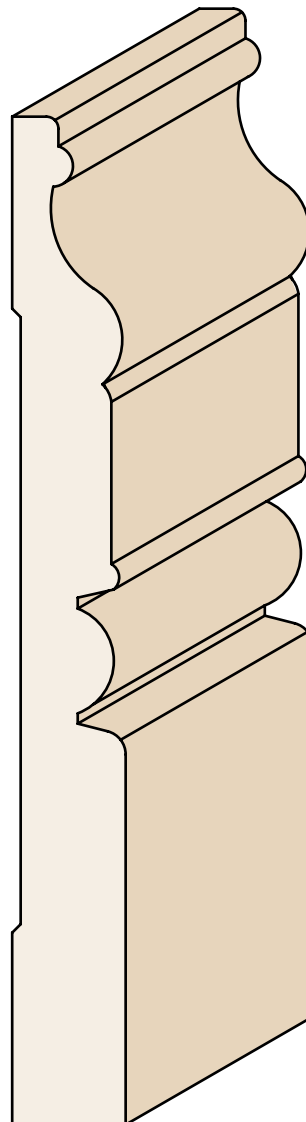
GESSO-COATED ULTRA-LIGHT BASES



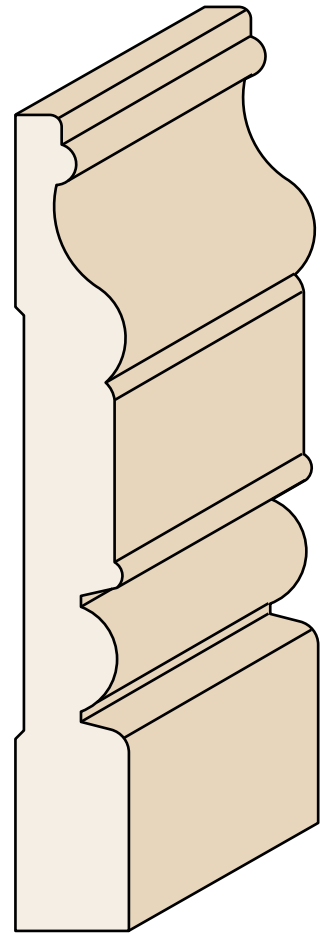
18M208-B
18mm x 6 $\frac{1}{2}$ "



15M232-E-B
15mm x 7 $\frac{1}{4}$ "

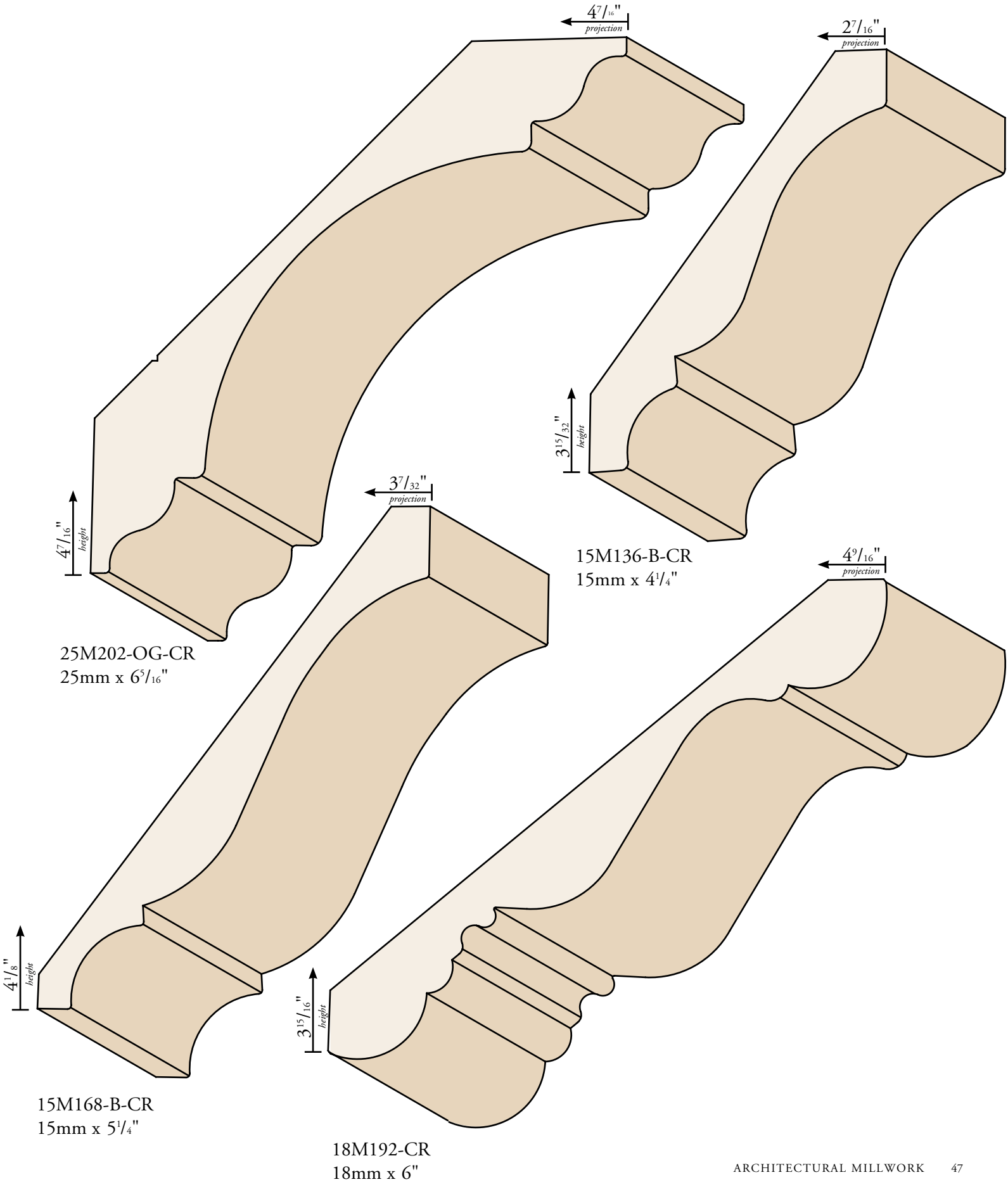


15M168-E-B
15mm x 5 $\frac{1}{4}$ "

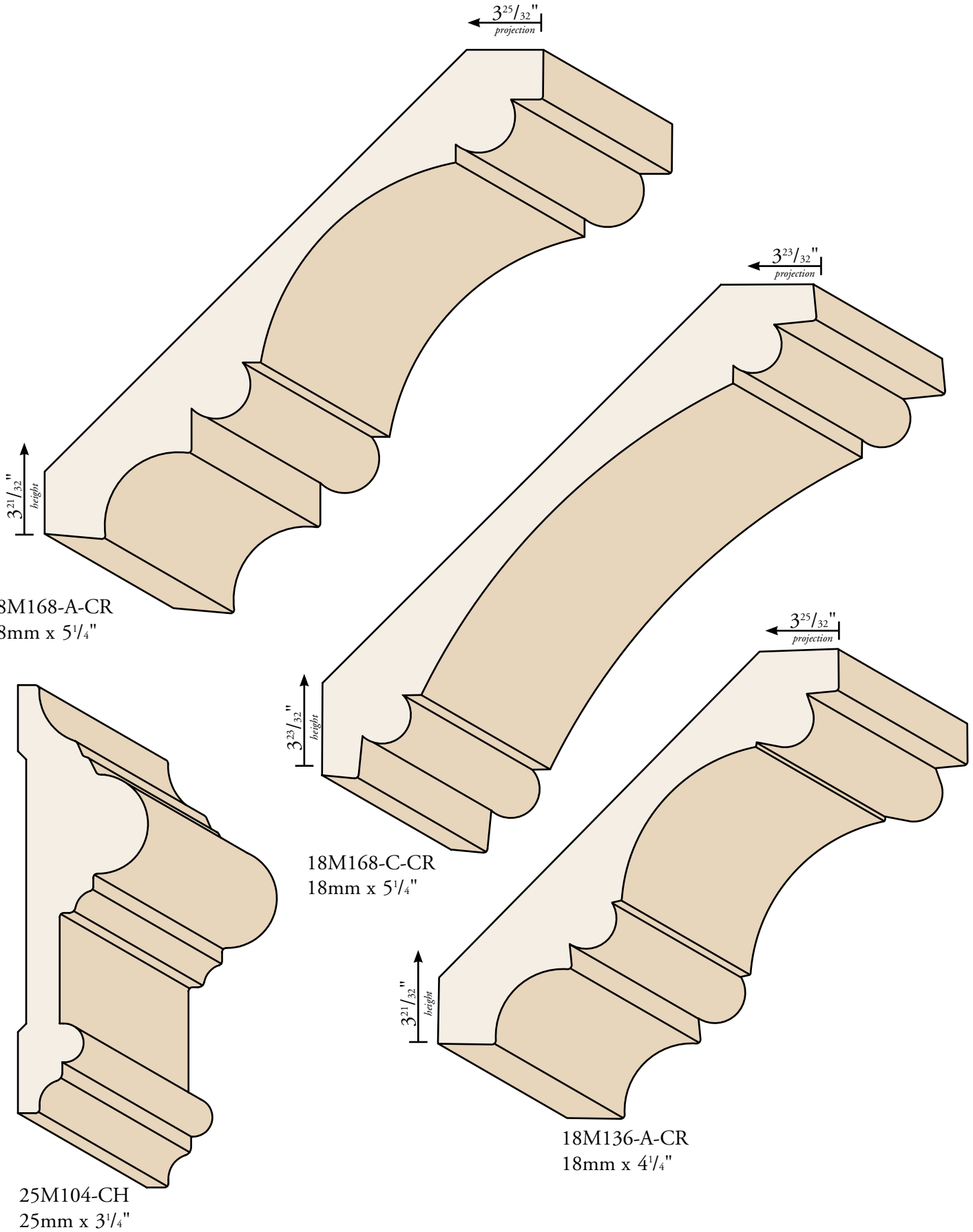


15M136-E-B
15mm x 4 $\frac{1}{4}$ "

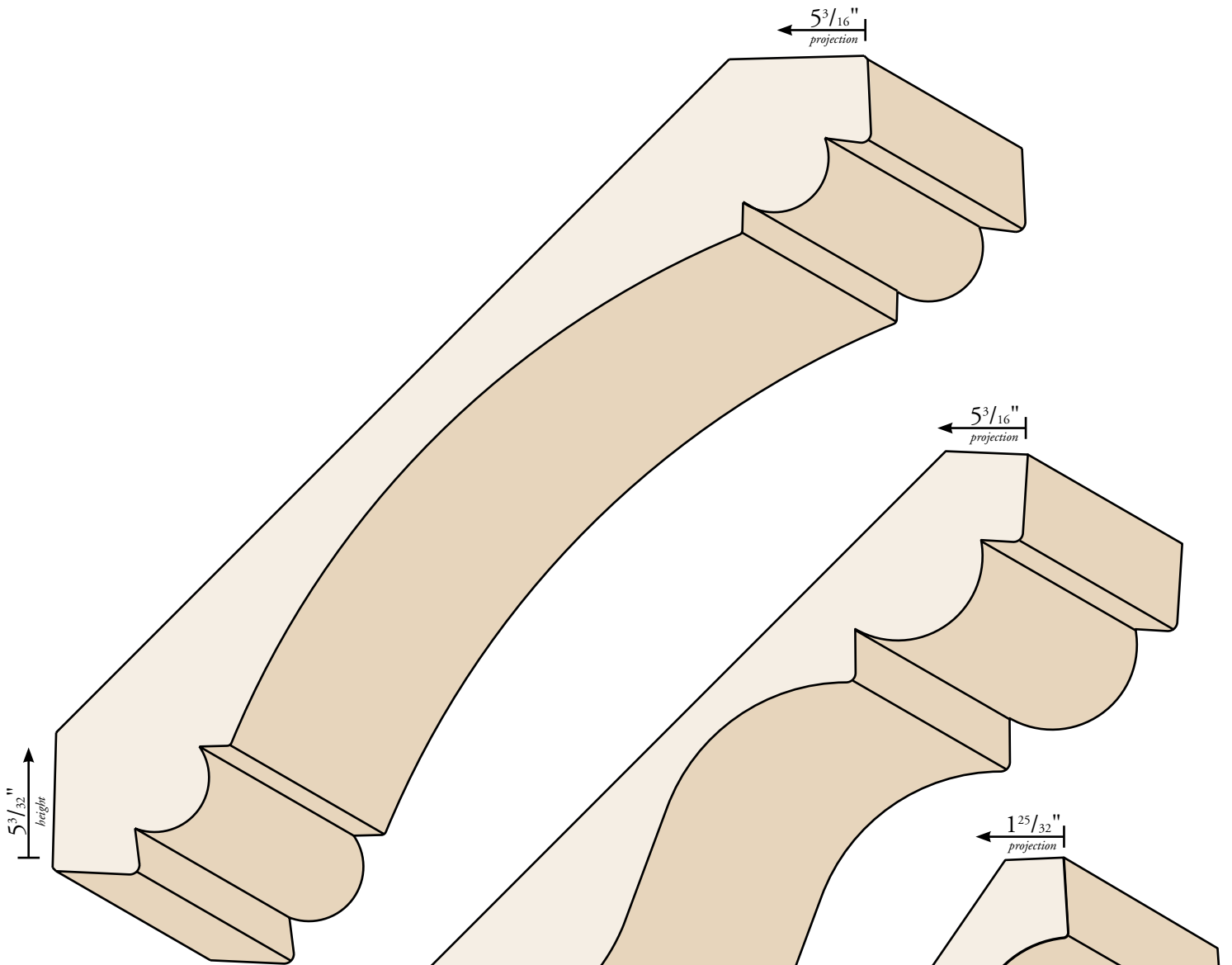
GESSO-COATED ULTRA-LIGHT CROWNS



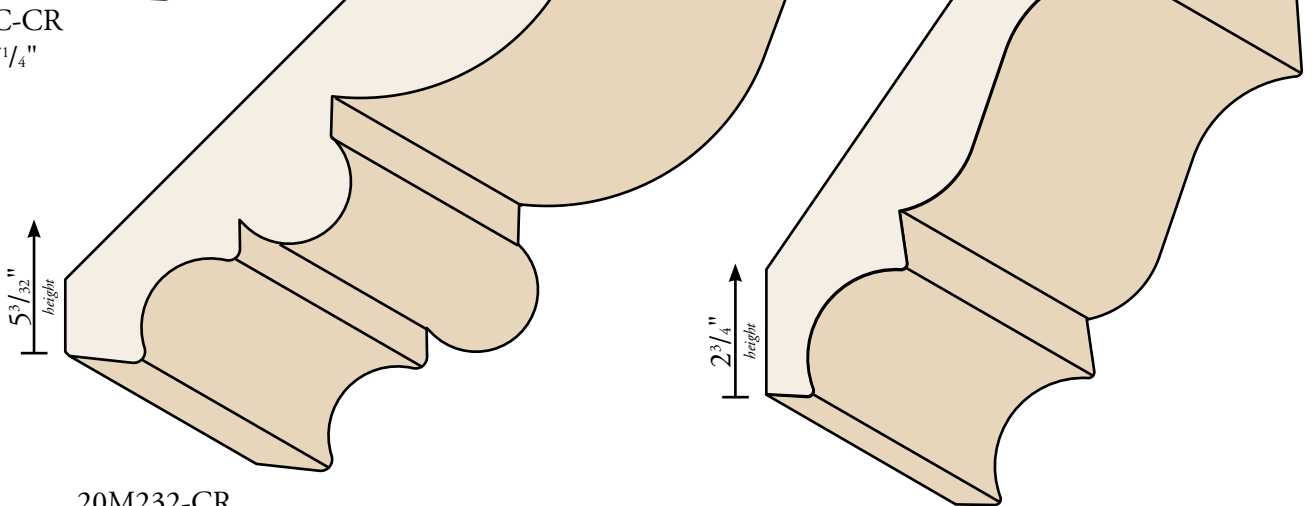
GESO-COATED ULTRA-LIGHT CROWNS AND CHAIR RAILS



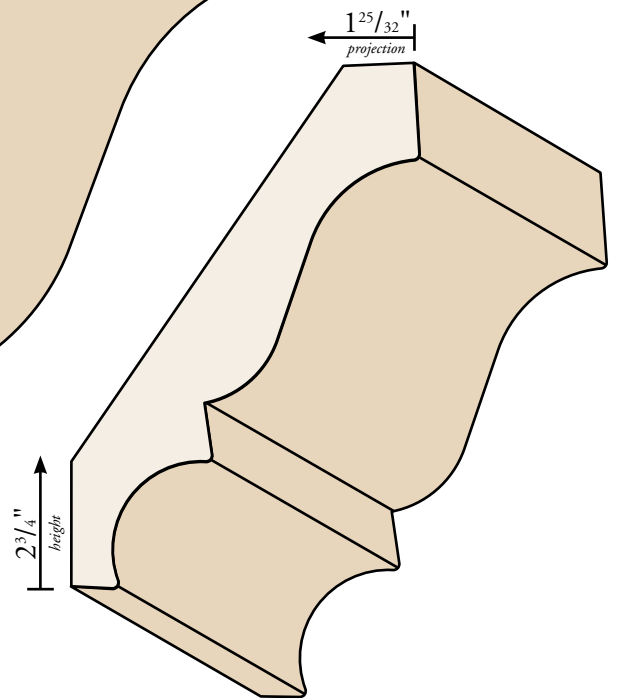
GESSO-COATED ULTRA-LIGHT CROWNS



25M232-C-CR
25mm x $7\frac{1}{4}$ "

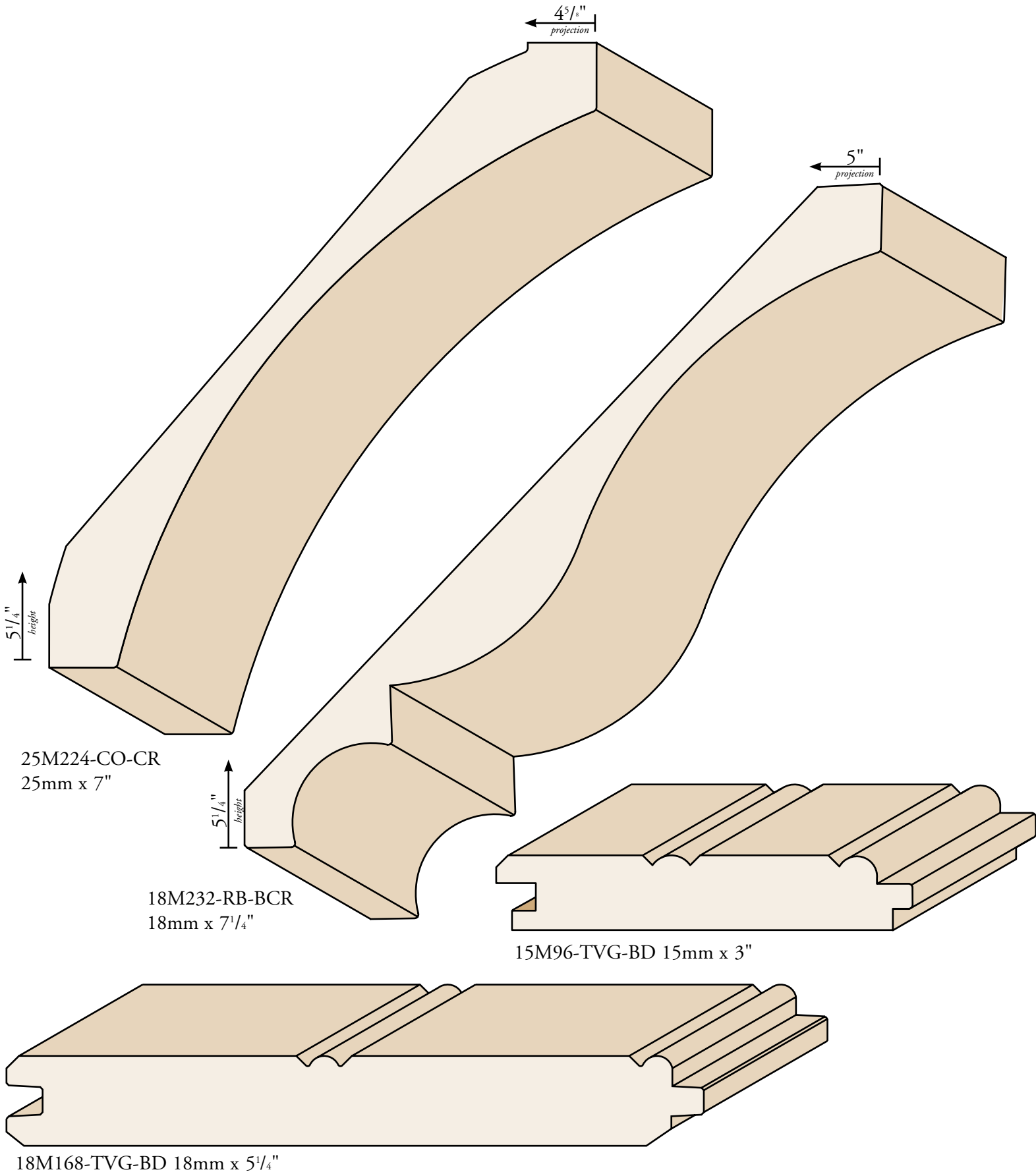


20M232-CR
20mm x $7\frac{1}{4}$ "



15M104-B-CR
15mm x $3\frac{1}{4}$ "

GESSO-COATED ULTRA-LIGHT CROWNS AND T&VG



GEDSO-COATED ULTRA-LIGHT

GENERAL INFORMATION

ADVANTAGES OF GEDSO-COATED ULTRA-LIGHT

The Extrusion Process

Extrusion technology, "Gesso", offers a significant quality increase from traditional paint-based priming systems. This process provides a better surface for applying finish coats, resulting in a higher quality finished product. Solvent and water-based paint systems are compatible with extrusion priming and offer excellent adhesion properties. Machining and sanding are performed easily on the extruded primer. The extrusion process transfers to the primed millwork market the characteristics of the high quality pre-finish demanded in the picture frame industry.

ULTRA LIGHT INSTALLATION GUIDELINES

- It is important to store Ultra Light mouldings on the jobsite flat, and up off the floor to prevent material from getting wet and drawing moisture.
- When ripping, cutting or routing Ultra Light, carbide tipped blades and/or cutter heads are strongly recommended.
- Pneumatic fastening systems with the air pressure set at 60 – 80 PSI works best.
- The types of fasteners that work best on Ultra Light are 16-18 gauge finish nails. Smooth shank nails are not recommended. However, it is up to the installer to decide what works best for his own application.
- Ultra Light is a man-made product that is excellent for face nailing. Edge nailing is not recommended.
- The use of a fast drying adhesive, such as our Kwik-Bond Adhesive and Activator, helps to prevent the separation of mitered corners. Another option for applying casing around doors and windows is to use casing corner blocks. In this application, the use of glue is not required.

ULTRA LIGHT FINISHING GUIDELINES FOR BEST RESULTS

- Fill and seal all nail holes.
- Lightly sand with fine grit sandpaper or a piece of Scotchbrite.
- Wipe down the surface of the moulding that is going to be painted with a tack cloth to remove any excess dust left from sanding.
- Apply the first coat of premium paint.
- Lightly sand again with fine grit sandpaper or Scotchbrite to help the second coat of paint adhere to the first.
- Wipe down the moulding with a tack cloth to remove any dust from sanding.
- Apply a second coat of premium paint.



KOETTER WOODWORKING

VALUES AND PRINCIPLES

COMMITMENT

We value long-term relationships with our team members, customers, and suppliers who are committed to the mutual well being of the company, the community and the environment.

INNOVATIVE

Our future rests on the creative choices one makes in finding ways of doing things better.

LEARNING

Life-long learning and teaching will be the foundation of our future. We believe that each team member is responsible for applying their knowledge to help themselves, others, and the Company to prosper.

LOYALTY

Loyalty is the rule and will be demonstrated by respecting the differences of all, being loyal to the absent, and seeking to understand without the fear of criticism.

PARTICIPATION

We provide each team member with opportunities to participate with their hands, their hearts, and their minds in the challenges and prosperity of the company. We believe that the talent of every team member contributes to the health of the organization.

RESPONSIBILITY

We each have the responsibility to do our jobs safely and effectively while recognizing and supporting the roles and needs of other team members, customers, and suppliers.

TRUST

We trust that every word spoken, decision made, and action taken is based on honesty and respect with win/win results in mind.



KOETTER WOODWORKING'S MISSION

As a unified team, we must strengthen our company's structure by achieving established goals to more effectively meet the ever changing needs of our team members, customers, suppliers, and community.



Koetter Woodworking, Inc.

Quality & Craftsmanship for Generations to Come

533 Louis Smith Road

Borden, Indiana 47106

(812) 923-8875

Toll Free Fax 1-800-411-8285

www.koetterwoodworking.com